

■ Specifications :

- Voltage rating: 250V AC / DC
- Current rating: 3A AC / DC
- Withstanding voltage: 1500V AC/minute
- Temperature range: -25°C~+85°C
- Insulation resistance: ≥1000MΩ
- Contact resistance: ≤20mΩ
- After environmental testing: ≤30mΩ


9555 H X-2*XX C1-PT XX
① ②③ ④ ⑤ ⑥ ⑦

- ① Series No.
- ② Category: H-HSG
- ③ Welding Board Angle: Blank-ordinary
- ④ Row No.-Pin No.: 2*XX-2*02P~2*32P
- ⑤ Special No. : C1-Unnotched;Single convex
- ⑥ Material: PT-PBT 94V-0
- ⑦ Color: Blank-Natural Color

Poles	Dimensions (mm)		Poles	Dimensions (mm)		Poles	Dimensions (mm)	
	A	B		A	B		A	B
2*02	2.54	5.05	2*13	30.48	32.99	2*24	58.42	60.93
2*03	5.08	7.59	2*14	33.02	35.53	2*25	60.96	63.47
2*04	7.62	10.13	2*15	35.56	38.07	2*26	63.50	66.01
2*05	10.16	12.67	2*16	38.10	40.61	2*27	66.04	68.55
2*06	12.70	15.21	2*17	40.64	43.15	2*28	68.58	71.09
2*07	15.24	17.75	2*18	43.18	45.69	2*29	71.12	73.63
2*08	17.78	20.29	2*19	45.72	48.23	2*30	73.66	76.17
2*09	20.32	22.83	2*20	48.26	50.77	2*31	76.20	78.71
2*10	22.86	25.37	2*21	50.80	53.31	2*32	78.74	81.25
2*11	25.40	27.91	2*22	53.34	55.85			
2*12	27.94	30.45	2*23	55.88	58.39			

9555H-2*XXC1-PT	PBT UL 94V-0	9555T	9555W
PART NO	Material	Suitable ADZL Terminal	Mates With ADZL Wafer

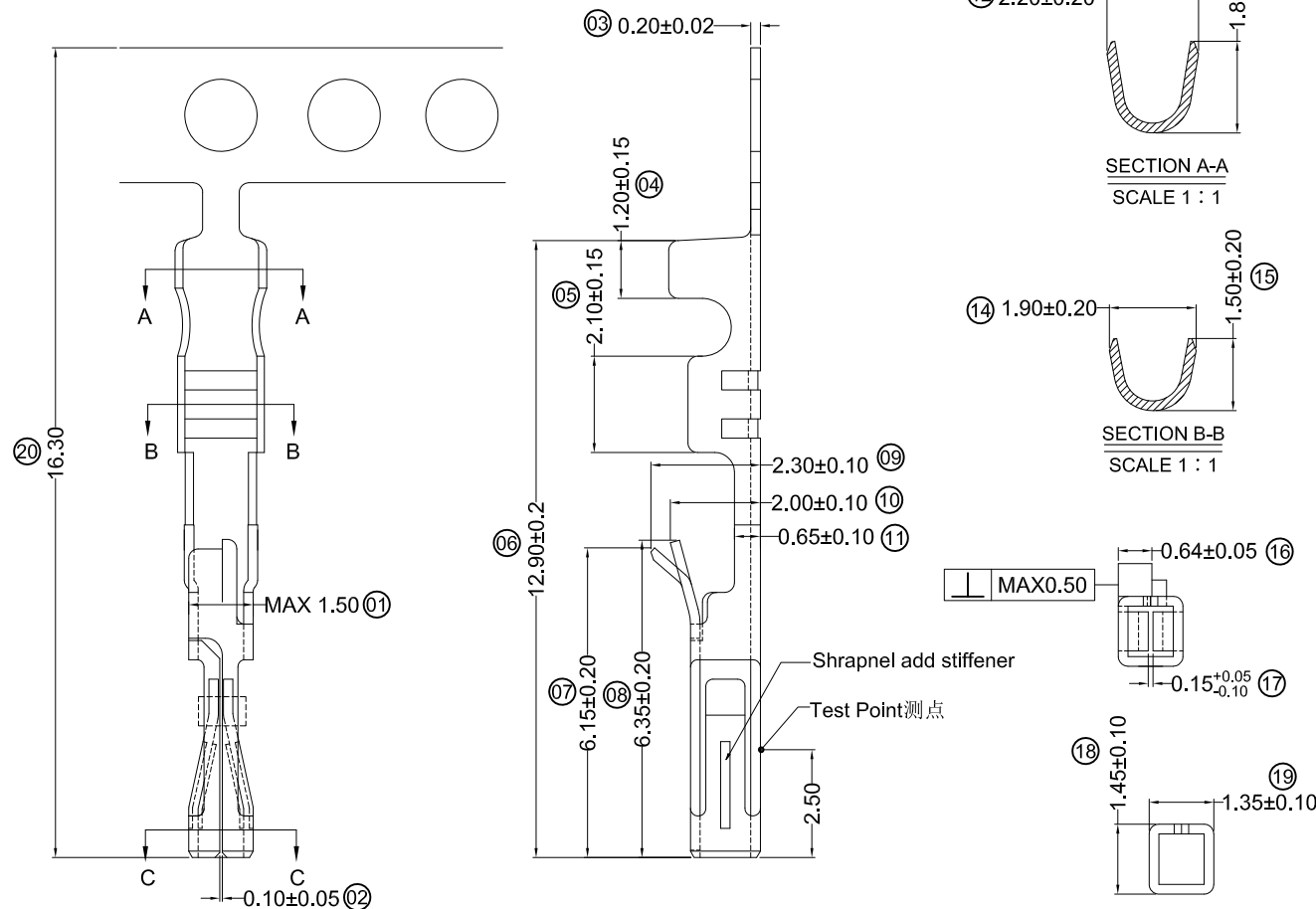
DATE	OLD REV	NEW REV	ECN	DESCRIPTION	CHECK	APPROVAL

GENERAL TOLERANCE	
.X	±0.30
.XX	±0.20
.XXX	±0.10
PROJECT	

 思量连接器有限公司
ADZL CONNECTORS CO.,LTD

APPROVAL	CHECK	DRAWN	DATA
Ken	Wisely He	Allen	2017/05/03

PART NO. 9555H-2*XXC1-PT			
TITLE 2.54 mm Crimp Style Connectors			
UNIT MM	SCALE 1:1	NUMBER A-053	REV D



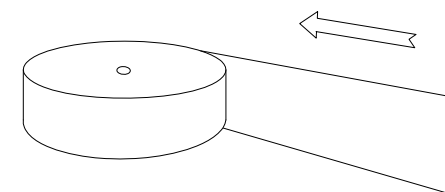
■ Specifications :

- Voltage rating: 250V AC / DC
- Current rating: 3A AC / DC
- Withstanding voltage: 1500V AC/minute
- Temperature range: -25°C~+85°C
- Insulation resistance: ≥1000MΩ
- Contact resistance: ≤20mΩ
- After environmental testing: ≤30mΩ

9555 T X-P XX X-A2

① ② ③ ④ ⑤ ⑥ ⑦

- ① Series Number
- ② Category:
T-terminal
- ③ Shape:
Blank-ordinary
- ④ Material:
P-Phosphor bronze
- ⑤ Plating style:
V**-All Gold-Plated
G-Gold-Plated Contact
*01-Gold Flash ; *02-2u" ; *03-3u" ; *05-5u"
*10-10u" ; *15-15u" ; *30-30u" ; *50-50u"
SN-Bright tin plating 70u"
SW-Fog Tin plating
- ⑥ Plating method:
Blank-Stamping before plating
- ⑦ Mold No./Mark/Special No.
A2-matching 9555H-2*XX HSG(专用)



Receiving direction map after Plated
(Crimp opening outwards)

9555T-PG03-A2			Stamping Before Pating:30u" Ni;Contact Area gold:3u" Min.	9555H
9555T-PG01-A2	Phosphor Bronze	AWG#22-30	Stamping Before Pating:30u" Ni;Contact Area Gold Flash	
9555T-PSN-A2			Stamping Before Plating:30u" Ni;70u"Sn	
PART NO	Material	Wire Range	Finish	Used In ADZL Housing

										GENERAL TOLERANCE					
										.X	±0.30				
										.XX	±0.20				
										.XXX	±0.10				
DATE	OLD REV	NEW REV	ECN	DESCRIPTION	CHECK	APPROVAL	PROJECT								



APPROVAL	CHECK	DRAWN	DATA
Ken	Wisely He	Allen	2020/02/29

PART NO. 9555T-PXX-A2			
TITLE 2.54 mm Crimp Style Connectors			
UNIT MM	SCALE 1 : 1	NUMBER A-014	REV G