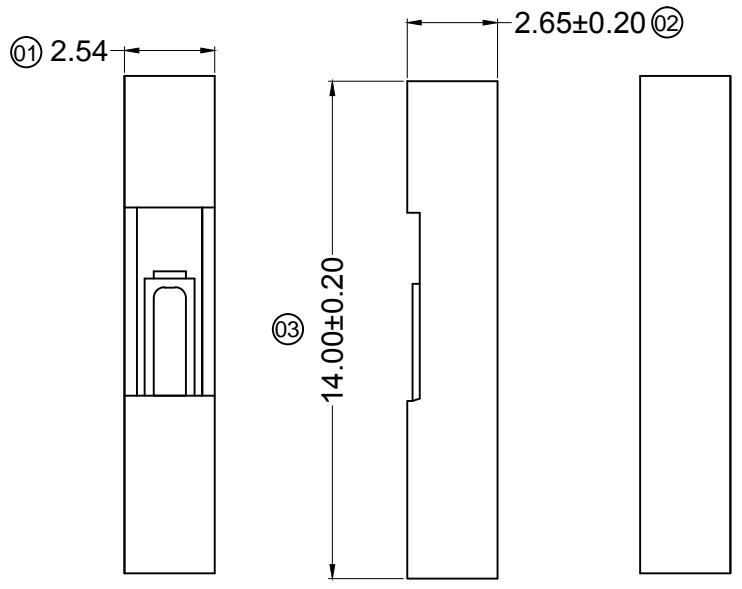


Specifications :

- Voltage rating: 250V AC / DC
- Current rating: 3A AC / DC
- Withstanding voltage: 800V AC/minute
- Temperature range: -25°C~+85°C
- Insulation resistance: ≥1000MΩ
- Contact resistance: ≤20mΩ
- After environmental testing : ≤30mΩ




6501 H X - 01 - PX XX

- ① Series No.
- ② Category: H-HSG
- ③ Welding Board Angle: Blank-ordinary
- ④ Row No.-Pin No.: XX-Single row
- ⑤ Material: PT-PBT 94V-0 PO-PLOY UL-94V2
- ⑥ Color: Blank-Natural Color

6501H-01-PO	PLOY UL 94V-2	6501T-T	6501W
6501H-01-PT	PBT UL 94V-0		
PART NO	Material	Suitable ADZL Terminal	Mates With ADZL Pin Header

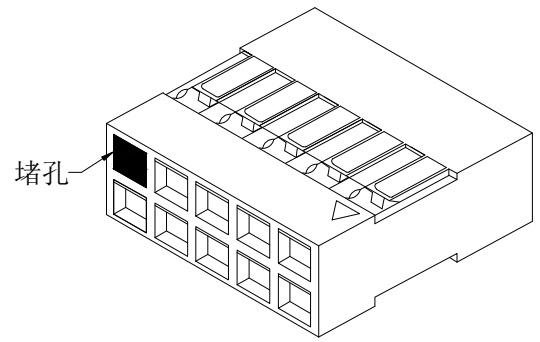
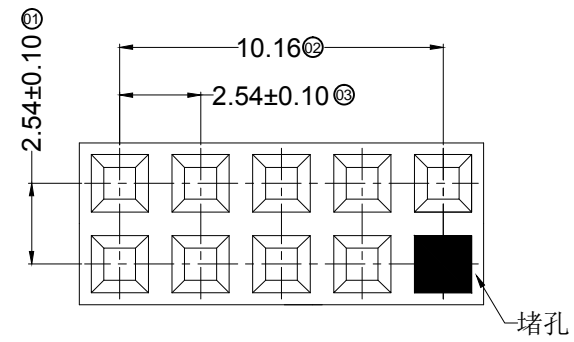
DATE	OLD REV	NEW REV	ECN	DESCRIPTION	CHECK	APPROVAL

GENERAL TOLERANCE	X ±0.30
	.XX ±0.20
	.XXX ±0.10
PROJECT	

 东莞市思量连接器有限公司
DONGGUAN ADZL CONNECTORS CO.,LTD

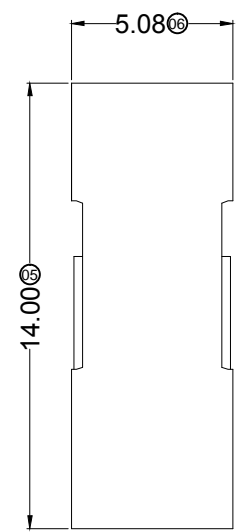
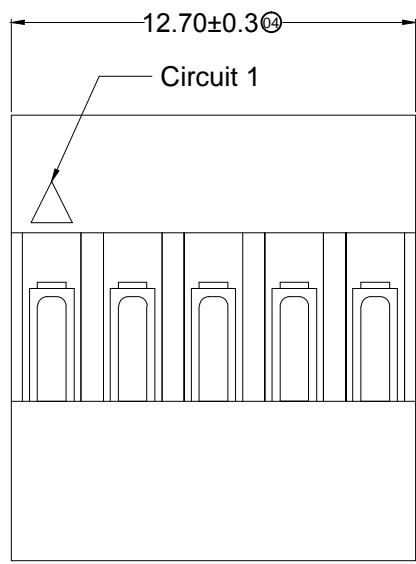
APPROVAL	CHECK	DRAWN	DATA
Ken	Wisely He	Allen	2020/05/03

PART NO. 6501H-01-PX			
TITLE 2.54 mm Crimp Style Connectors			
UNIT MM	SCALE 1:1	NUMBER A-0	REV A



Specifications :

- Voltage rating: 250V AC / DC
- Current rating: 3A AC / DC
- Withstanding voltage: 800V AC/minute
- Temperature range: -25°C~+85°C
- Insulation resistance: ≥1000MΩ
- Contact resistance: ≤20mΩ
- After environmental testing : ≤30mΩ



6501 H X-2*05 K09 PX XX


① ② ③ ④ ⑤ ⑥ ⑦

- ① Series No.
- ② Category: H-HSG
- ③ Welding Board Angle: Blank-ordinary
- ④ Row No.-Pin No.: 2*05-2*05P
- ⑤ Special No.: K09-Plug the 9th Pin
- ⑥ Material: PT-PBT 94V-0 PO-PLOY UL-94V2
- ⑦ Color: Blank-Natural Color

6501H-2*05K09-PO	PLOY UL 94V-2	6501T、6501TM	6501W
6501H-2*05K09-PT	PBT UL 94V-0		
PART NO	Material	Suitable ADZL Terminal	Mates With ADZL Pin Header

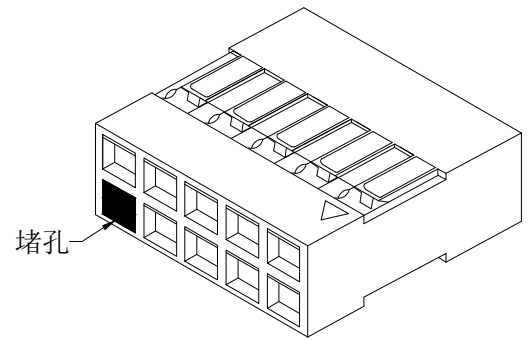
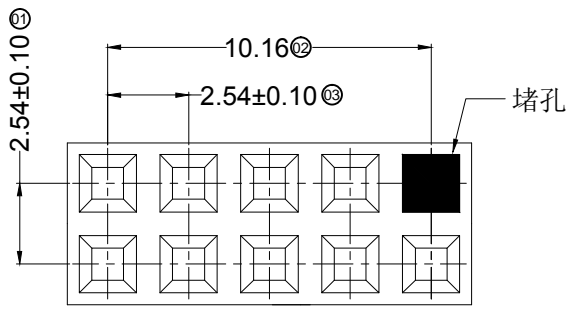
DATE	OLD REV	NEW REV	ECN	DESCRIPTION	CHECK	APPROVAL	PROJECT	

GENERAL TOLERANCE
 X ±0.30
 .XX ±0.20
 .XXX ±0.10

 东莞市思量连接器有限公司
 DONGGUAN ADZL CONNECTORS CO.,LTD

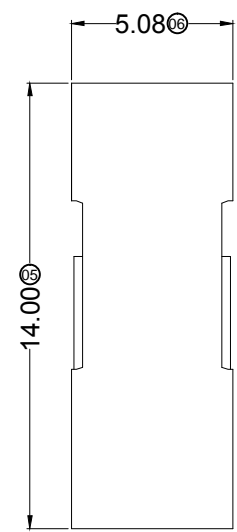
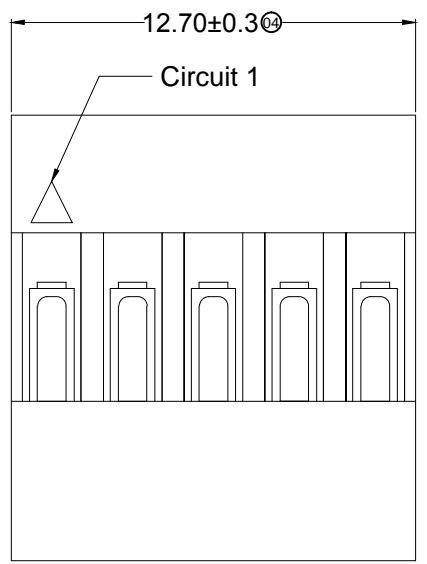
APPROVAL	CHECK	DRAWN	DATA
Ken	Wisely He	Allen	2020/01/08

PART NO. 6501H-2*05K09-PX			
TITLE 2.54 mm Crimp Style Connectors			
UNIT MM	SCALE 1:1	NUMBER A-022	REV A



Specifications :

- Voltage rating: 250V AC / DC
- Current rating: 3A AC / DC
- Withstanding voltage: 800V AC/minute
- Temperature range: -25°C~+85°C
- Insulation resistance: ≥1000MΩ
- Contact resistance: ≤20mΩ
- After environmental testing : ≤30mΩ





6501 H X-2*05 K10 PX XX


① ② ③ ④ ⑤ ⑥ ⑦

- ① Series No.
- ② Category: H-HSG
- ③ Welding Board Angle: Blank-ordinary
- ④ Row No.-Pin No.: 2*05-2*05P
- ⑤ Special No.: K10-Plug the 10th Pin
- ⑥ Material: PT-PBT 94V-0 PO-PLOY UL-94V2
- ⑦ Color: Blank-Natural Color

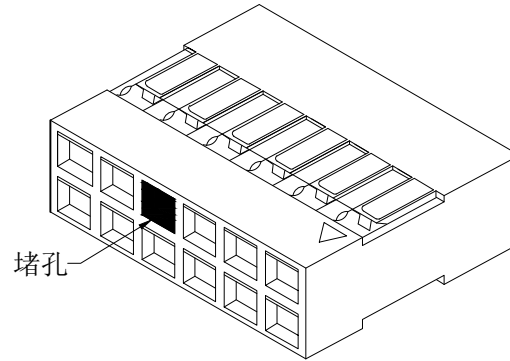
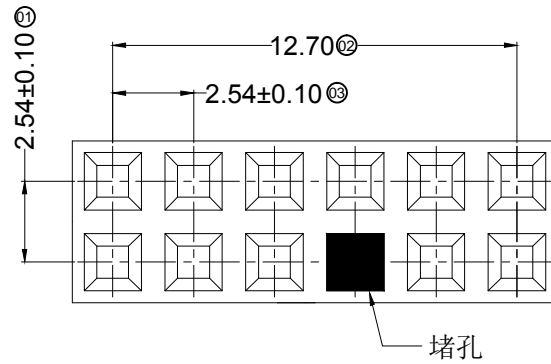
6501H-2*05K10-PO	PLOY UL 94V-2	6501T、6501TM	6501W
6501H-2*05K10-PT	PBT UL 94V-0		
PART NO	Material	Suitable ADZL Terminal	Mates With ADZL Pin Header

DATE	OLD REV	NEW REV	ECN	DESCRIPTION	CHECK	APPROVAL
1			2			4

GENERAL TOLERANCE	
X	±0.30
.XX	±0.20
.XXX	±0.10
PROJECT	
	

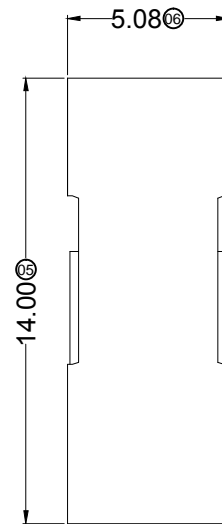
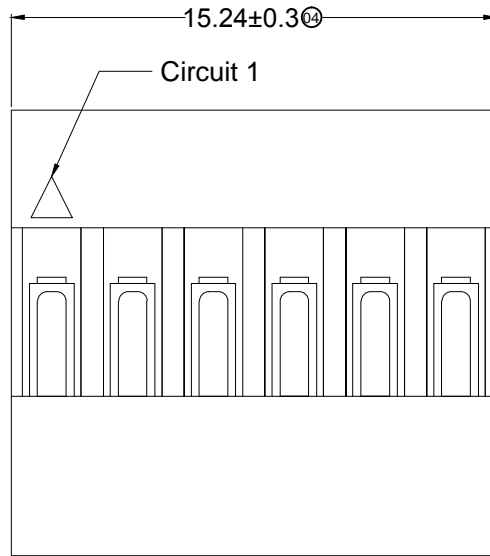
 东莞市思量连接器有限公司 DONGGUAN ADZL CONNECTORS CO.,LTD			
APPROVAL	CHECK	DRAWN	DATA
Ken	Wisely He	Allen	2020/02/22

PART NO. 6501H-2*05K10-PX			
TITLE 2.54 mm Crimp Style Connectors			
UNIT MM	SCALE 1:1	NUMBER A-022	REV B



Specifications :

- Voltage rating: 250V AC / DC
- Current rating: 3A AC / DC
- Withstanding voltage: 800V AC/minute
- Temperature range: -25°C~+85°C
- Insulation resistance: ≥1000MΩ
- Contact resistance: ≤20mΩ
- After environmental testing: ≤30mΩ



6501 H X-2*06 K07 PX XX

① ② ③ ④ ⑤ ⑥ ⑦

- ① Series No.
- ② Category: H-HSG
- ③ Welding Board Angle: Blank-ordinary
- ④ Row No.-Pin No.: 2*06-2*06P
- ⑤ Special No.: K07-Plug the 7th Pin
- ⑥ Material: PT-PBT 94V-0 PO-PLOY UL-94V2
- ⑦ Color: Blank-Natural Color

PLOY UL 94V-2

6501H-2*06K07-PO	PLOY UL 94V-2	6501T、6501TM	6501W
6501H-2*06K07-PT	PBT UL 94V-0		
PART NO	Material	Suitable ADZL Terminal	Mates With ADZL Pin Header

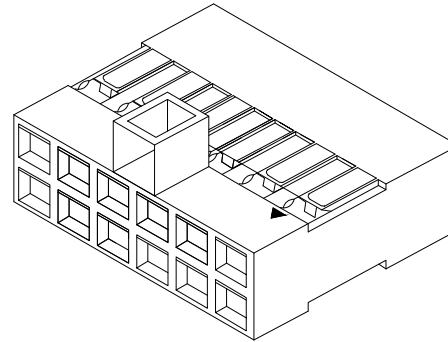
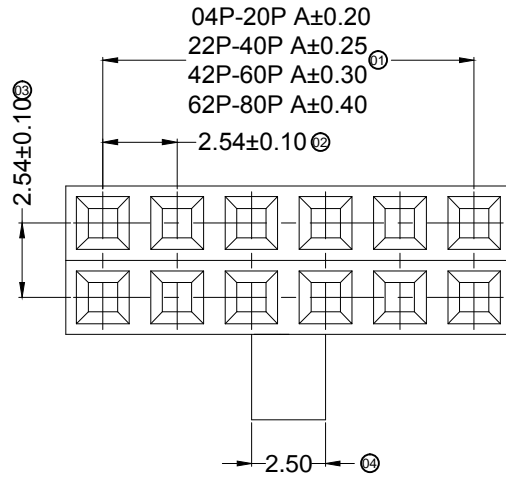
DATE	OLD REV	NEW REV	ECN	DESCRIPTION	CHECK	APPROVAL	PROJECT	

GENERAL TOLERANCE
 X ±0.30
 .XX ±0.20
 .XXX ±0.10



APPROVAL	CHECK	DRAWN	DATA
Ken	Wisely He	Allen	2020/03/30

PART NO. 6501H-2*06K07-PX			
TITLE 2.54 mm Crimp Style Connectors			
UNIT MM	SCALE 1:1	NUMBER A-022	REV A

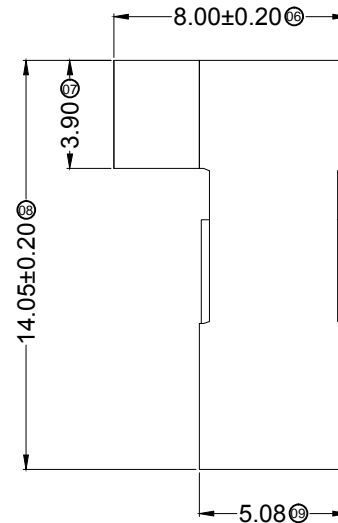
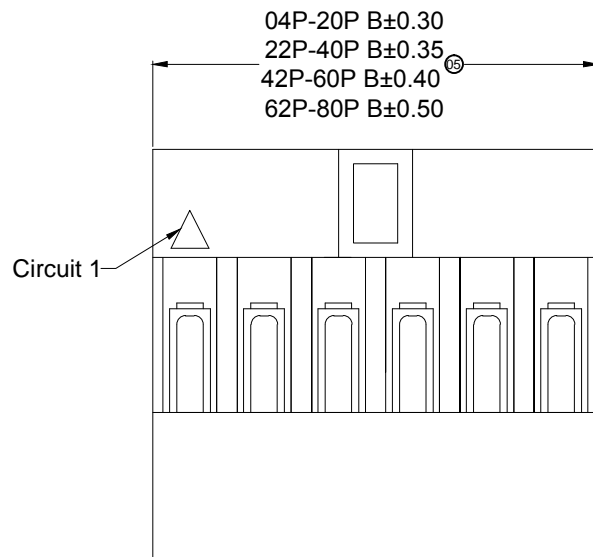


Specifications :

- Voltage rating: 250V AC / DC
- Current rating: 3A AC / DC
- Withstanding voltage: 800V AC/minute
- Temperature range: -25°C~+85°C
- Insulation resistance: ≥1000MΩ
- Contact resistance: ≤20mΩ
- After environmental testing: ≤30mΩ

6501 H X-2*XX H-PX XX
① ② ③ ④ ⑤ ⑥ ⑦

- ① Series No.
- ② Category: H-HSG
- ③ Welding Board Angle: Blank-ordinary
- ④ Row No.-Pin No.: 2*XX-2*02P~2*40P
- ⑤ Plug the Pin & special No.: H-High Salient point
- ⑥ Material: PT-PBT UL-94V0 PO-PLOY UL-94V2
- ⑦ Color: Blank-Natural Color




Poles	Dimensions(mm)		Poles	Dimensions(mm)		Poles	Dimensions(mm)	
	A	B		A	B		A	B
2*02	2.54	5.08	2*15	35.56	38.10	2*28	68.58	71.12
2*03	5.08	7.62	2*16	38.10	40.64	2*29	71.12	73.66
2*04	7.62	10.16	2*17	40.64	43.18	2*30	73.66	76.20
2*05	10.16	12.70	2*18	43.18	45.72	2*31	76.20	78.74
2*06	12.70	15.24	2*19	45.72	48.26	2*32	78.74	81.28
2*07	15.24	17.78	2*20	48.26	50.80	2*33	81.28	83.82
2*08	17.78	20.32	2*21	50.80	53.34	2*34	83.82	86.36
2*09	20.32	22.86	2*22	53.34	55.88	2*35	86.36	88.90
2*10	22.86	25.40	2*23	55.88	58.42	2*36	88.90	91.44
2*11	25.40	27.94	2*24	58.42	60.96	2*37	91.44	93.98
2*12	27.94	30.48	2*25	60.96	63.50	2*38	93.98	96.52
2*13	30.48	33.02	2*26	63.50	66.04	2*39	96.52	99.06
2*14	33.02	35.56	2*27	66.04	68.58	2*40	99.06	101.60

6501H-2*XXH-PO	PLOY UL 94V-2	6501T, 6501TM	6501W
6501H-2*XXH-PT	PBT UL 94V-0		
PART NO	Material	Suitable ADZL Terminal	Mates With ADZL Pin Header

DATE	OLD REV	NEW REV	ECN	DESCRIPTION	CHECK	APPROVAL

GENERAL TOLERANCE
X ±0.30
.XX ±0.20
.XXX ±0.10

PROJECT 

 东莞市思量连接器有限公司
DONGGUAN ADZL CONNECTORS CO.,LTD

APPROVAL	CHECK	DRAWN	DATA
Ken	Wisely He	Allen	2020/08/09

PART NO. 6501H-2*XXH-PX

TITLE 2.54 mm Crimp Style Connectors

UNIT MM	SCALE 1:1	NUMBER A-068	REV D
---------	-----------	--------------	-------

■ Specifications :

- Voltage rating: 250V AC / DC
- Current rating: 3A AC / DC
- Withstanding voltage: 800V AC/minute
- Temperature range: -25°C~+85°C
- Insulation resistance: ≥1000MΩ
- Contact resistance: ≤20mΩ
- After environmental testing: ≤30mΩ

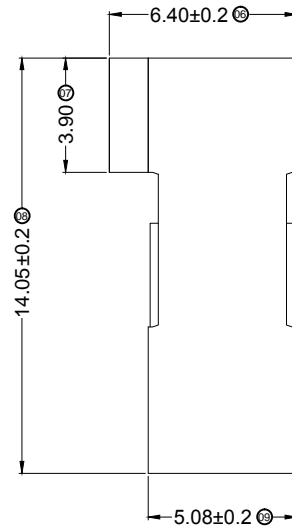
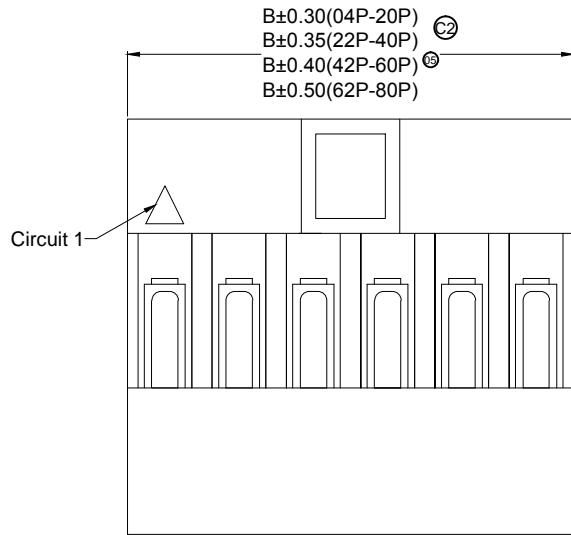
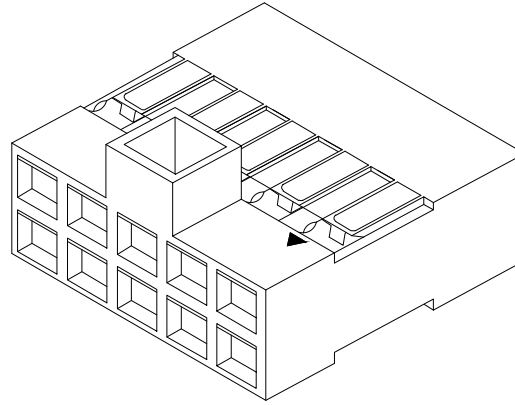
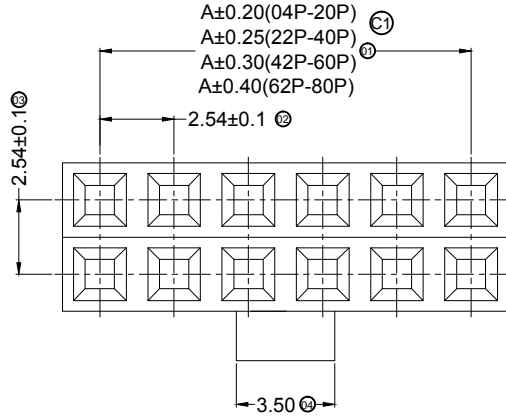
6501 H X-2*XX L-PT XX XX

① ② ③ ④ ⑤ ⑥ ⑦ ⑧

- ① Series No.
- ② Category: H-HSG
- ③ Welding Board Angle: Blank-ordinary
- ④ Row No.-Pin No.: 2*XX-2*02P~2*40P
- ⑤ Plug the Pin & special No.: L-Low convex point
- ⑥ Material: N0-PA66 UL 94V-0 PT-PBT UL 94V-0 PO-PLOY UL-94V2
- ⑦ Color: Blank-Natural Color

Poles	Dimensions(mm)		Poles	Dimensions(mm)		Poles	Dimensions(mm)	
	A	B		A	B		A	B
2*02	2.54	5.08	2*15	35.56	38.10	2*28	68.58	71.12
2*03	5.08	7.62	2*16	38.10	40.64	2*29	71.12	73.66
2*04	7.62	10.16	2*17	40.64	43.18	2*30	73.66	76.20
2*05	10.16	12.70	2*18	43.18	45.72	2*31	76.20	78.74
2*06	12.70	15.24	2*19	45.72	48.26	2*32	78.74	81.28
2*07	15.24	17.78	2*20	48.26	50.80	2*33	81.28	83.82
2*08	17.78	20.32	2*21	50.80	53.34	2*34	83.82	86.36
2*09	20.32	22.86	2*22	53.34	55.88	2*35	86.36	88.90
2*10	22.86	25.40	2*23	55.88	58.42	2*36	88.90	91.44
2*11	25.40	27.94	2*24	58.42	60.96	2*37	91.44	93.98
2*12	27.94	30.48	2*25	60.96	63.50	2*38	93.98	96.52
2*13	30.48	33.02	2*26	63.50	66.04	2*39	96.52	99.06
2*14	33.02	35.56	2*27	66.04	68.58	2*40	99.06	101.60

6501H-2*XXH-PO	PLOY UL 94V-2	6501T、6501TM	6501W
6501H-2*XXL-N0	PA66 UL 94V-0		
6501H-2*XXL-PT	PBT UL 94V-0		
PART NO	Material	Suitable ADZL Terminal	Mates With ADZL Pin Header



GENERAL TOLERANCE
 X ±0.30
 .XX ±0.20
 .XXX ±0.10

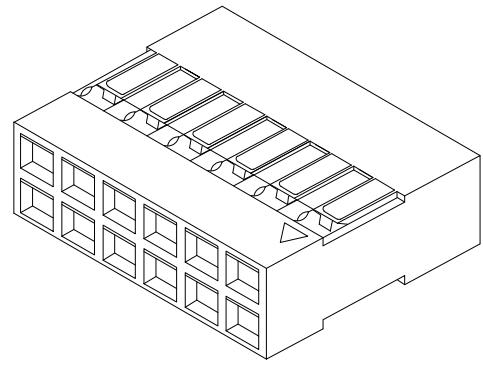
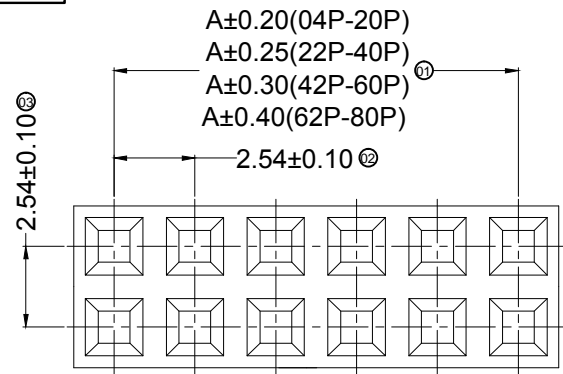
 东莞市思量连接器有限公司
 DONGGUAN ADZL CONNECTORS CO.,LTD

APPROVAL: Ken, CHECK: Wisely He, DRAWN: Allen, DATA: 2020/06/03

PART NO. 6501H-2*XXL-XX
 TITLE 2.54 mm Crimp Style Connectors
 UNIT MM, SCALE 1:1, NUMBER A-105, REV E

DATE	OLD REV	NEW REV	ECN	DESCRIPTION	CHECK	APPROVAL



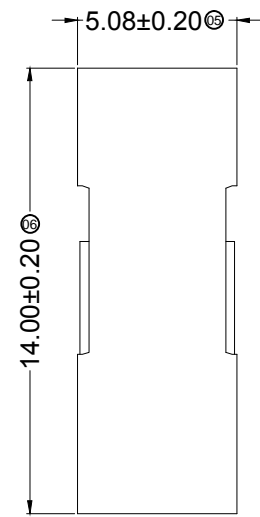
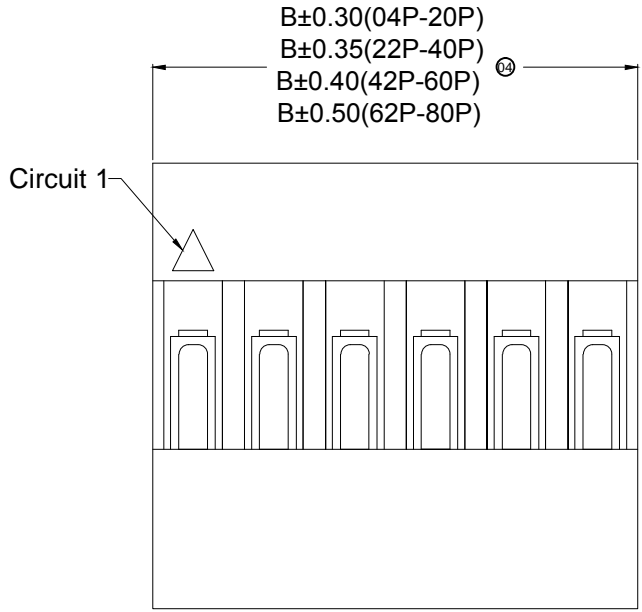


Specifications :

- Voltage rating: 250V AC / DC
- Current rating: 3A AC / DC
- Withstanding voltage: 800V AC/minute
- Temperature range: -25°C~+85°C
- Insulation resistance: $\geq 1000M\Omega$
- Contact resistance: $\leq 20m\Omega$
- After environmental testing: $\leq 30m\Omega$

6501 H X-2*XX XX-PX XX
 ① ② ③ ④ ⑤ ⑥ ⑦

- ① Series No.
- ② Category: H-HSG
- ③ Welding Board Angle: Blank-ordinary
- ④ Row No.-Pin No.: 2*XX-2*02P~2*40P
- ⑤ Plug the Pin & special No.:
- ⑥ Material: PT-PBT UL 94V-0 PO-PLOY UL-94V2
- ⑦ Color: Blank-Natural Color




Poles	Dimensions(mm)		Poles	Dimensions(mm)		Poles	Dimensions(mm)	
	A	B		A	B		A	B
2*02	2.54	5.08	2*15	35.56	38.10	2*28	68.58	71.12
2*03	5.08	7.62	2*16	38.10	40.64	2*29	71.12	73.66
2*04	7.62	10.16	2*17	40.64	43.18	2*30	73.66	76.20
2*05	10.16	12.70	2*18	43.18	45.72	2*31	76.20	78.74
2*06	12.70	15.24	2*19	45.72	48.26	2*32	78.74	81.28
2*07	15.24	17.78	2*20	48.26	50.80	2*33	81.28	83.82
2*08	17.78	20.32	2*21	50.80	53.34	2*34	83.82	86.36
2*09	20.32	22.86	2*22	53.34	55.88	2*35	86.36	88.90
2*10	22.86	25.40	2*23	55.88	58.42	2*36	88.90	91.44
2*11	25.40	27.94	2*24	58.42	60.96	2*37	91.44	93.98
2*12	27.94	30.48	2*25	60.96	63.50	2*38	93.98	96.52
2*13	30.48	33.02	2*26	63.50	66.04	2*39	96.52	99.06
2*14	33.02	35.56	2*27	66.04	68.58	2*40	99.06	101.60

6501H-2*XX-PO	PLOY UL 94V-2	6501T、6501TM	6501W
6501H-2*XX-PT	PBT UL 94V-0		
PART NO	Material	Suitable ADZL Terminal	Mates With ADZL Pin Header

DATE	OLD REV	NEW REV	ECN	DESCRIPTION	CHECK	APPROVAL

GENERAL TOLERANCE
 X ± 0.30
 .XX ± 0.20
 .XXX ± 0.10

PROJECT 

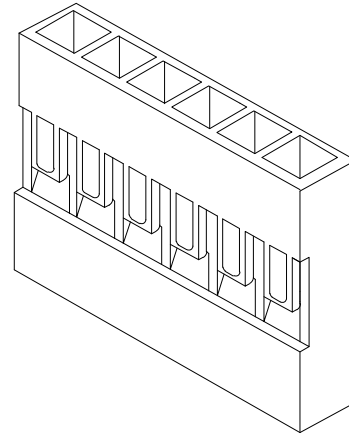
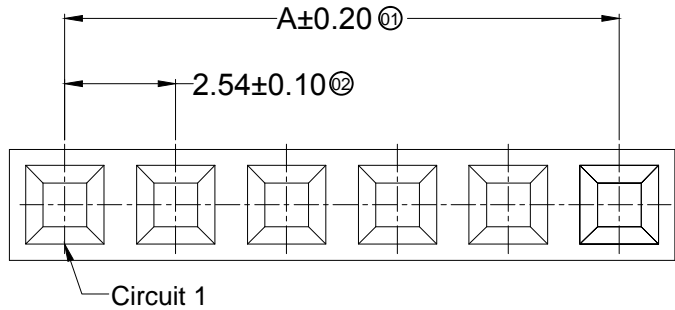
ADZL 东莞市思量连接器有限公司
 DONGGUAN ADZL CONNECTORS CO.,LTD

APPROVAL	CHECK	DRAWN	DATA
Ken	Wisely He	Allen	2020/05/03

PART NO. 6501H-2*XX-PX

TITLE 2.54 mm Crimp Style Connectors

UNIT MM	SCALE 1:1	NUMBER A-022	REV D
---------	-----------	--------------	-------

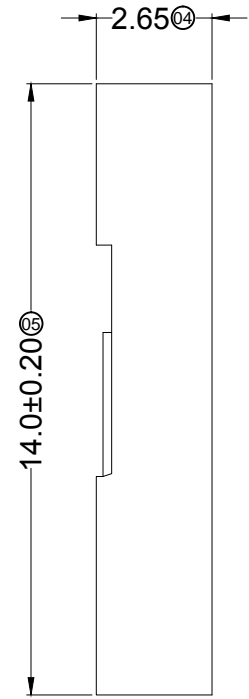
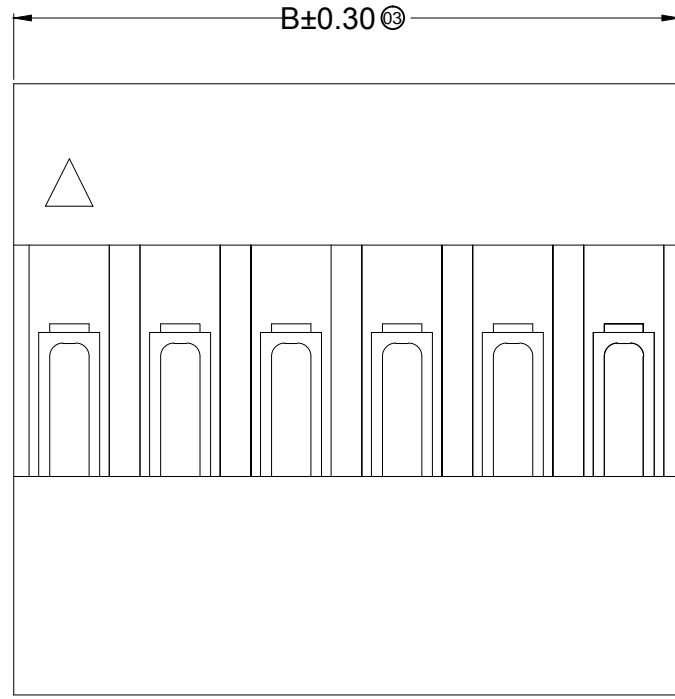


Specifications :

- Voltage rating: 250V AC / DC
- Current rating: 3A AC / DC
- Withstanding voltage: 800V AC/minute
- Temperature range: -25°C~+85°C
- Insulation resistance: ≥1000MΩ
- Contact resistance: ≤20mΩ
- After environmental testing : ≤30mΩ

6501 H X-XX X-PX XX
① ② ③ ④ ⑤ ⑥ ⑦

- ① Series No.
- ② Category: H-HSG
- ③ Welding Board Angle: Blank-ordinary
- ④ Row No.-Pin No.: XX-01P~20P
- ⑤ Plug the Pin & special No.:
- ⑥ Material: PT-PBT 94V-0 PO-PLOY UL-94V2
- ⑦ Color: Blank-Natural Color




Poles	Dimensions(mm)		Poles	Dimensions(mm)	
	A	B		A	B
01	2.54	2.54	11	25.40	27.94
02	2.54	5.08	12	27.94	30.48
03	5.08	7.62	13	30.48	33.02
04	7.62	10.16	14	33.02	35.56
05	10.16	12.70	15	35.56	38.10
06	12.70	15.24	16	38.10	40.64
07	15.24	17.78	17	40.64	43.18
08	17.78	20.32	18	43.18	45.72
09	20.32	22.86	19	45.72	48.26
10	22.86	25.40	20	48.26	50.80

6501H-XX-PO	PLOY UL 94V-2	6501T、6501TM	6501W
6501H-XX-PT	PBT UL 94V-0		
PART NO	Material	Suitable ADZL Terminal	Mates With ADZL Pin Header

DATE	OLD REV	NEW REV	ECN	DESCRIPTION	CHECK	APPROVAL

GENERAL TOLERANCE
X ±0.30
.XX ±0.20
.XXX ±0.10

PROJECT 

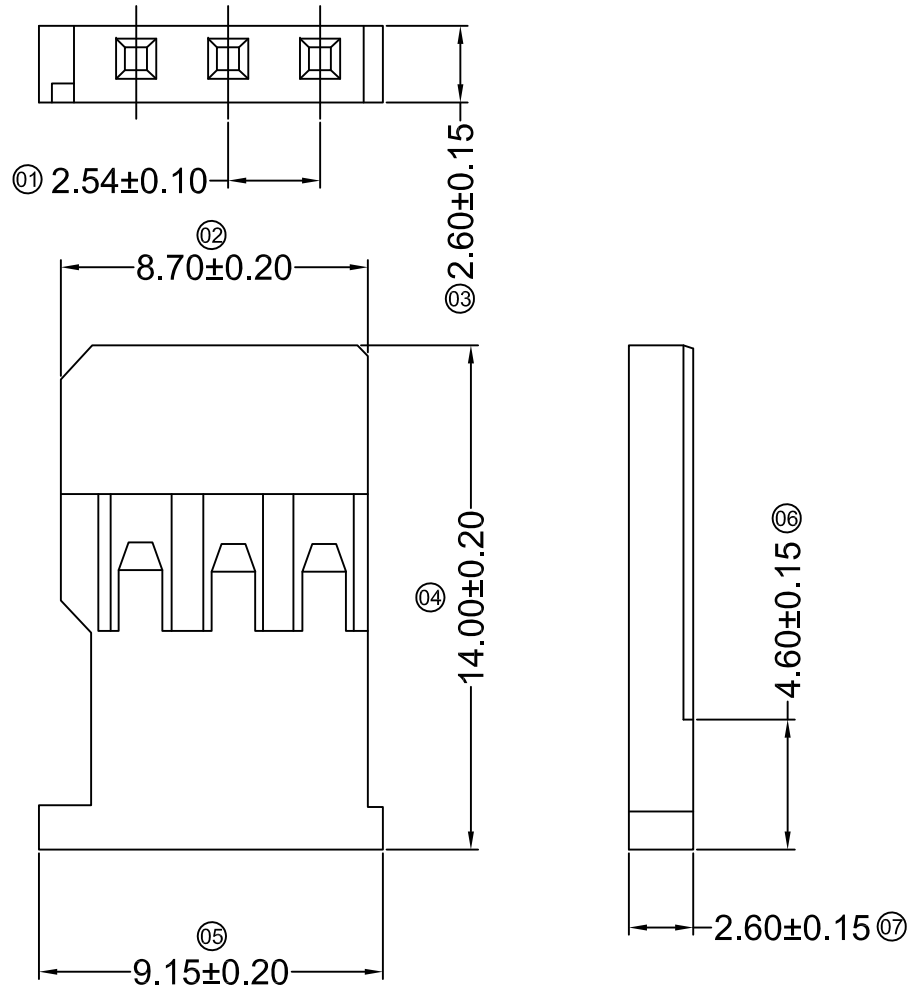
ADZL 东莞市思量连接器有限公司
DONGGUAN ADZL CONNECTORS CO.,LTD

APPROVAL	CHECK	DRAWN	DATA
Ken	Wisely He	Allen	2017/05/03

PART NO. 6501H-XX-PX

TITLE 2.54 mm Crimp Style Connectors

UNIT MM	SCALE 1:1	NUMBER A-105	REV D
---------	-----------	--------------	-------



■ Specifications :

- Voltage rating: 250V AC / DC
- Current rating: 2.5A AC / DC
- Withstanding voltage: 1000V AC/minute
- Temperature range: -25°C~+95°C
- Insulation resistance: ≥1000MΩ

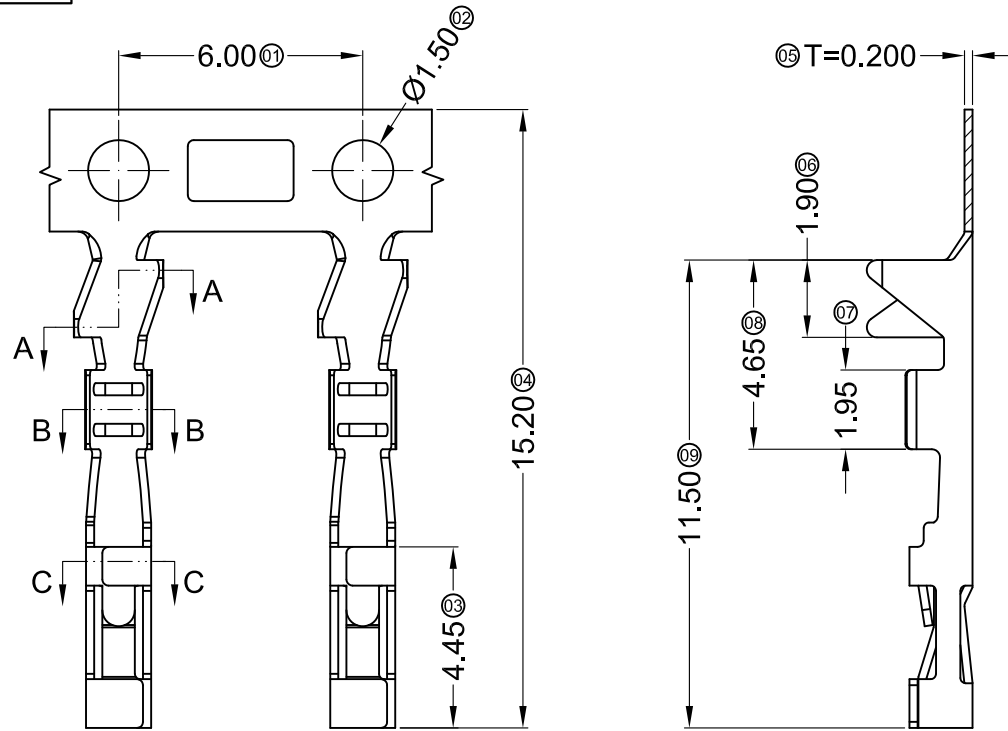
6501 H - 03D - N0 XX

- ① Series No.
 ② Category: H-HSG
 ③ Row No.-Pin No.:XX-Single row
 ④ Special No.D-bevel
 ⑤ Material: N0-PA66 94V-0
 ⑥ Color: Blank-natural color

6501H-03D-N0	PA66 UL 94V-0
PART NO	Material

							GENERAL TOLERANCE .X ±0.30 .XX ±0.20 .XXX ±0.10				PART NO. 6501H-03D-N0 TITLE 2.54mm Crimp Style Connectors			
							APPROVAL CHECK DRAWN DATA Ken Wisely He Allen 2017/11/16				UNIT SCALE NUMBER REV MM 1:1 A-017 B			
DATE	OLD REV	NEW REV	ECN	DESCRIPTION	CHECK	APPROVAL	PROJECT							





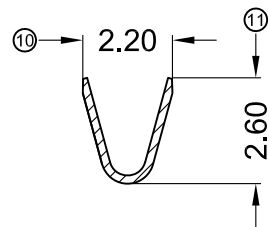
■ Specifications :

- Voltage rating: 250V AC / DC
- Current rating: 3A AC / DC
- Withstanding voltage: 800V AC/minute
- Temperature range: -25°C~+85°C
- Insulation resistance: ≥1000MΩ
- Contact resistance: ≤20mΩ
- After environmental testing: ≤30mΩ

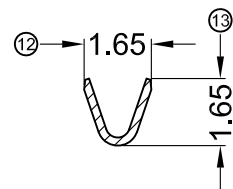
6501 T X-B G01 X- T

(01) (02) (03) (04) (05) (06) (07)

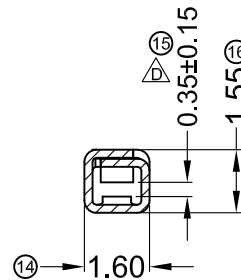
- (01) Series Number
- (02) Category: T-terminal
- (03) Shape: Blank-ordinary
- (04) Material: B-Brass
- (05) Plating style: G01:Gold-Flash
- (06) Plating method:
Blank-Stamping before plating
- (07) Mold No./Mark/Special No.: T-Tight



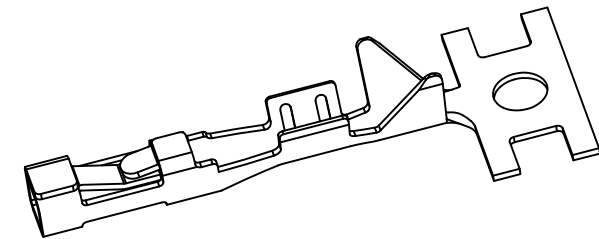
SECTION: A-A
SCALE: 1:1



SECTION: B-B
SCALE: 1:1



SECTION: C-C
SCALE: 1:1



6501T-BG01-T	Brass	AWG#22-28	1.63mm(Max)	Stamping Before Pating:30u" Ni; Contact Area Gold Flash	6501H
PART NO	Material	Wire Range	Insulation O.D.	Finish	Used In ADZL Housing

GENERAL TOLERANCE	
.X	±0.30
.XX	±0.20
.XXX	±0.10

 思量连接器有限公司
ADZL CONNECTORS CO.,LTD


PART NO. 6501T-BG01-T

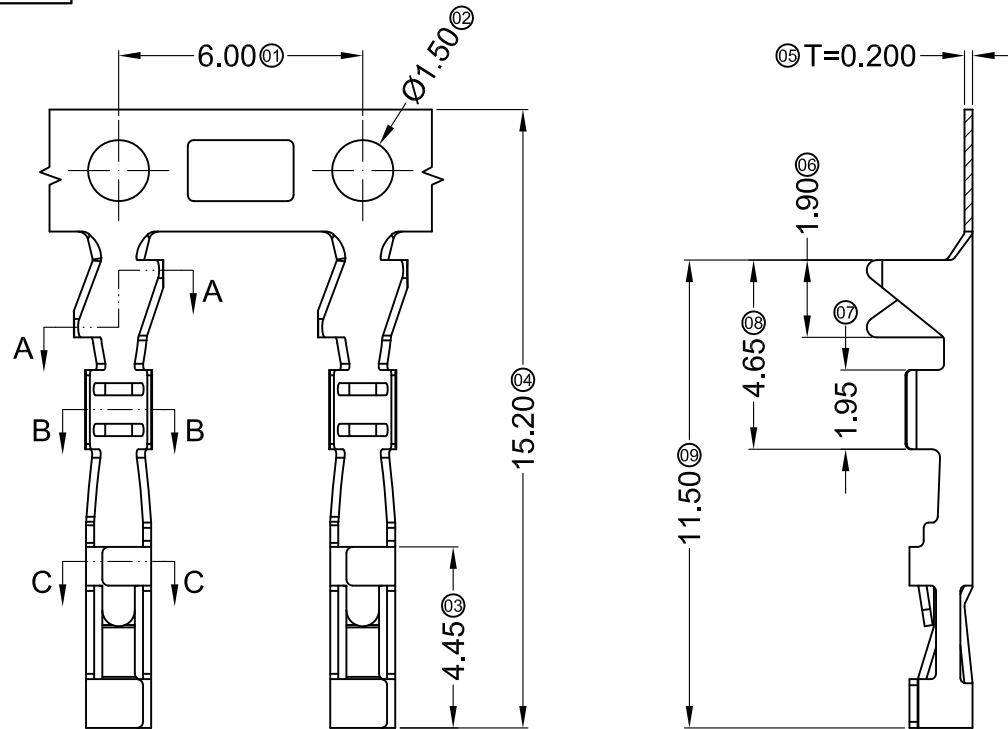
TITLE 2.54mm Crimp Style Connectors

APPROVAL CHECK DRAWN DATA

Ken Wisely He Allen 2014/05/15

UNIT	SCALE	NUMBER	REV
MM	1:1	A-039	D

DATE	OLD REV	NEW REV	ECN	DESCRIPTION	CHECK	APPROVAL	PROJECT
							



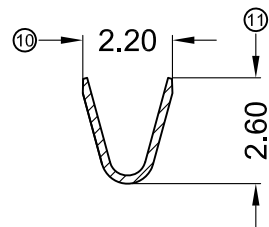
■ Specifications :

- Voltage rating: 250V AC / DC
- Current rating: 3A AC / DC
- Withstanding voltage: 800V AC/minute
- Temperature range: -25°C~+85°C
- Insulation resistance: ≥1000MΩ
- Contact resistance: ≤20mΩ
- After environmental testing: ≤30mΩ

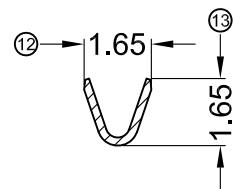
6501 T X-B G01 X- L

(01) (02) (03) (04) (05) (06) (07)

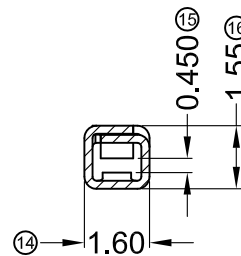
- (01) Series Number
- (02) Category: T-terminal
- (03) Shape: Blank-ordinary
- (04) Material: B-Brass
- (05) Plating style: G01:Gold-Flash
- (06) Plating method:
Blank-Stamping before plating
- (07) Mold No./Mark/Special No.: L-Loose



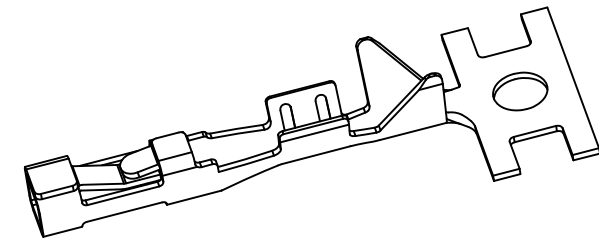
SECTION: A-A
SCALE: 1:1



SECTION: B-B
SCALE: 1:1



SECTION: C-C
SCALE: 1:1



6501T-BG01-L	Brass	AWG#22-28	1.63mm(Max)	Stamping Before Pating:30u" Ni; Contact Area Gold Flash	6501H
PART NO	Material	Wire Range	Insulation O.D.	Finish	Used In ADZL Housing

GENERAL TOLERANCE	
.X	±0.30
.XX	±0.20
.XXX	±0.10

 思量连接器有限公司
ADZL CONNECTORS CO.,LTD

PART NO. 6501T-BG01-L

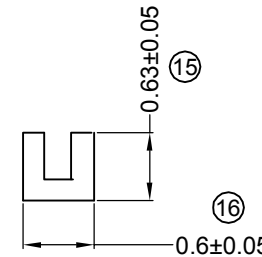
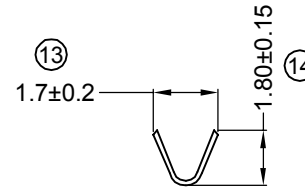
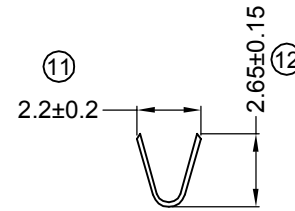
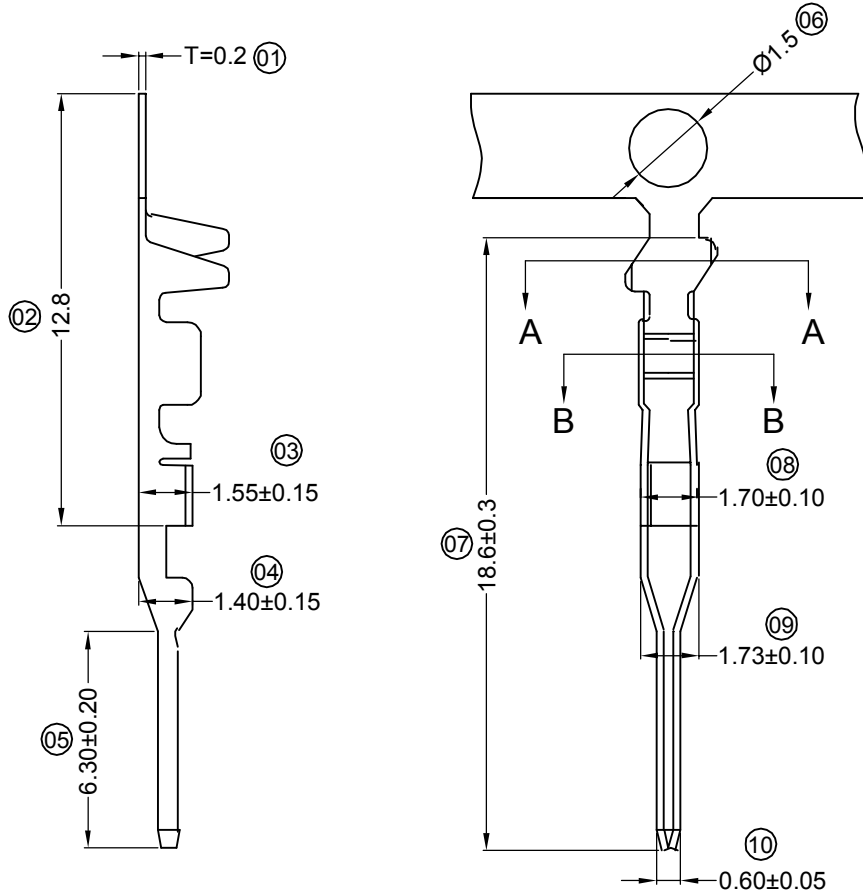
TITLE 2.54mm Crimp Style Connectors

PROJECT 

APPROVAL	CHECK	DRAWN	DATA
Ken	Wisely He	Allen	2014/05/15

UNIT	SCALE	NUMBER	REV
MM	1:1	A-039	A

DATE	OLD REV	NEW REV	ECN	DESCRIPTION	CHECK	APPROVAL



■ Specifications :

- Voltage rating: 250V AC / DC
- Current rating: 3A AC / DC
- Withstanding voltage: 800V AC/minute
- Temperature range: -25°C~+85°C
- Insulation resistance: ≥1000MΩ
- Contact resistance: ≤20mΩ
- After environmental testing : ≤30mΩ

6501 T M-B XX X-X
① ② ③ ④ ⑤ ⑥ ⑦

- ① Series Number
- ② Category: T-terminal
- ③ Shape: M-male
- ④ Material: B-Brass
- ⑤ Plating style: V**All Gold-Plated
*O1-Gold Flash ; *O2-2U" ; *O3-3U" ; *O5-5U"
*10-10U" ; *15-15U" ; *30-30U" ; *50-50U"
SN-Bright tin plating 70-120U"
SW-Fog Tin plating
- ⑥ Plating method: Blank-Stamping before plating
- ⑦ Mold No./Mark/Special No.

6501TM-BG01	Brass	AWG#22-26	1.63mm(Max)	Stamping Before Plating:30u" Ni;Contact Area Gold:1u" Min.	6501H
6501TM-BSN	Brass	AWG#22-26	1.63mm(Max)	Stamping Before Plating:30u" Ni;70u"Sn	
PART NO	Material	Wire Range	Insulation O.D.	Finish	Used In ADZL Housing

GENERAL TOLERANCE

.X ±0.30
.XX ±0.20
.XXX ±0.10

 思量连接器有限公司
ADZL CONNECTORS CO.,LTD

PART NO. 6501TM-BXX

TITLE 2.54 mm Crimp Style Connectors

DATE	OLD REV	NEW REV	ECN	DESCRIPTION	CHECK	APPROVAL	PROJECT	APPROVAL	CHECK	DRAWN	DATA
							Ken	Ken	Wisely He	Allen	2017/05/03

UNIT	SCALE	NUMBER	REV
MM	1:1	A-106	D