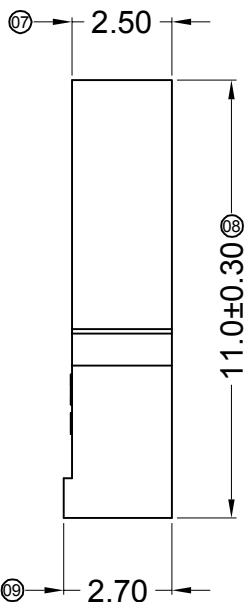
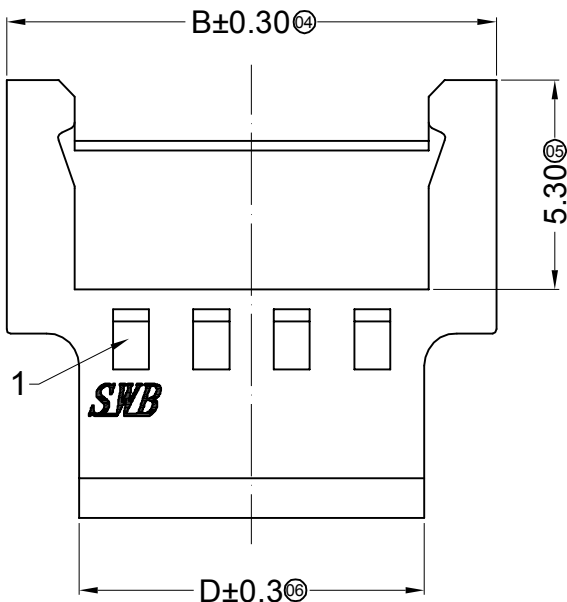


■ Specifications :

- Voltage rating: 125V AC / DC
- Current rating: 2A AC / DC
- Withstanding voltage: 500V AC/minute
- Temperature range: -25°C~+85°C
- Insulation resistance: ≥1000MΩ
- Contact resistance: ≤20mΩ
- After environmental testing : ≤30mΩ

9515 H F-XX XX-XX XX
① ②③ ④ ⑤ ⑥ ⑦

- ① Series No.
- ② Category: H-HSG
- ③ Appearance type: F- Female HSG
- ④ Row No.-Pin No.: XX-02P~20P
- ⑤ Plug the Pin & special No.:
- ⑥ Material: N0-PA66 UL 94V-0
PT-PBT UL 94V-0
- ⑦ HF-Halogen Free



Poles	Dimensions (mm)				Poles	Dimensions (mm)			
	A	B	C	D		A	B	C	D
02	2.00	8.20	4.80	4.70	12	22.00	28.20	24.80	24.70
03	4.00	10.20	6.80	6.70	13	24.00	30.20	26.80	26.70
04	6.00	12.20	8.80	8.70	14	26.00	32.20	28.80	28.70
05	8.00	14.20	10.80	10.70	15	28.00	34.20	30.80	30.70
06	10.00	16.20	12.80	12.70	16	30.00	36.20	32.80	32.70
07	12.00	18.20	14.80	14.70	17	32.00	38.20	34.80	34.70
08	14.00	20.20	16.80	16.70	18	34.00	40.20	36.80	36.70
09	16.00	22.20	18.80	18.70	19	36.00	42.20	38.80	38.70
10	18.00	24.20	20.80	20.70	20	38.00	44.20	40.80	40.70
11	20.00	26.20	22.80	22.70					

9515HF-XX-N0 HF	PA66 UL 94V-0 Halogen Free	9515TM	9515HM
9515HF-XX-PT	PBT UL 94V-0		
PART NO	Material	Suitable ADZL Terminal	Mates With ADZL Housing

GENERAL TOLERANCE
.X ±0.30
.XX ±0.20
.XXX ±0.10

 东莞市思量连接器有限公司
DONGGUAN ADZL CONNECTORS CO.,LTD

PART NO. 9515HF-XXXX-XX

TITLE 2.00mm Crimp Style Connectors

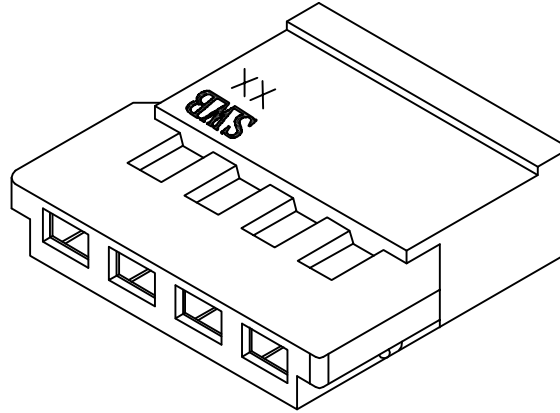
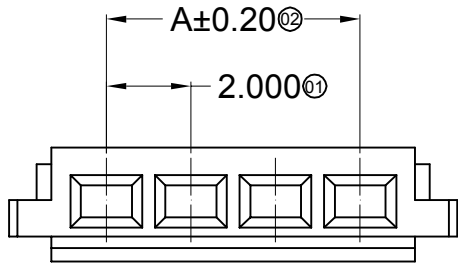
APPROVAL CHECK DRAWN DATA

UNIT SCALE NUMBER REV
MM 1:1 A-033 E

PROJECT 

Ken Wisely He Allen 2020/10/08

DATE	OLD REV	NEW REV	ECN	DESCRIPTION	CHECK	APPROVAL
1						
2						
3						
4						



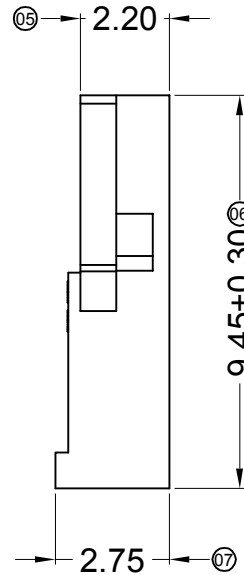
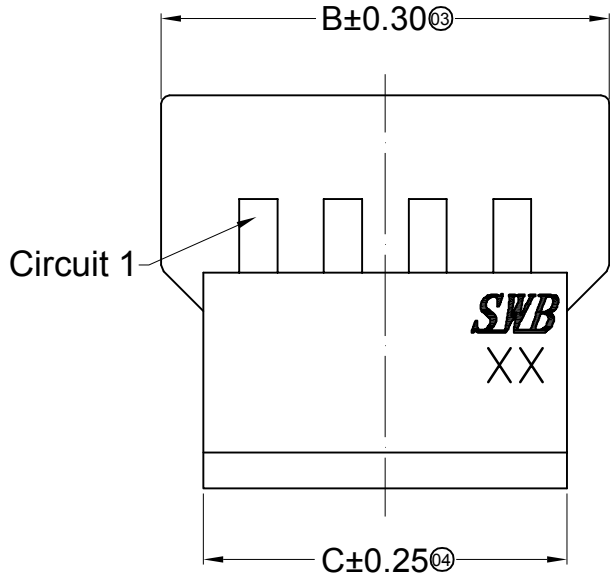
■ Specifications :

- Voltage rating: 125V AC / DC
- Current rating: 2A AC / DC
- Withstanding voltage: 500V AC/minute
- Temperature range: -25°C~+85°C
- Insulation resistance: ≥1000MΩ
- Contact resistance: ≤20mΩ
- After environmental testing : ≤30mΩ

9515 H M-XX XX-XX XX

① ② ③ ④ ⑤ ⑥ ⑦

- ① Series No.
- ② Category: H-HSG
- ③ Appearance type: M-male HSG
- ④ Row No.-Pin No.: XX-02P~20P
- ⑤ Plug the Pin & special No.:
- ⑥ Material: N0-PA66 UL 94V-0
PT-PBT UL 94V-0
- ⑦ HF-Halogen Free



Poles	Dimensions (mm)			Poles	Dimensions (mm)		
	A	B	C		A	B	C
02	2.00	6.70	4.70	12	22.00	26.70	24.70
03	4.00	8.70	6.70	13	24.00	28.70	26.70
04	6.00	10.70	8.70	14	26.00	30.70	28.70
05	8.00	12.70	10.70	15	28.00	32.70	30.70
06	10.00	14.70	12.70	16	30.00	34.70	32.70
07	12.00	16.70	14.70	17	32.00	36.70	34.70
08	14.00	18.70	16.70	18	34.00	38.70	36.70
09	16.00	20.70	18.70	19	36.00	40.70	38.70
10	18.00	22.70	20.70	20	38.00	42.70	40.70
11	20.00	24.70	22.70				

9515HM-XX-N0 HF	PA66 UL 94V-0 Halogen Free	9515TF	9515HF
9515HM-XX-PT	PBT UL 94V-0		
PART NO	Material	Suitable ADZL Terminal	Mates With ADZL Housing

GENERAL TOLERANCE
 .X ±0.30
 .XX ±0.20
 .XXX ±0.10

 东莞市思量连接器有限公司
 DONGGUAN ADZL CONNECTORS CO.,LTD

PART NO. 9515HM-XXXX-XX

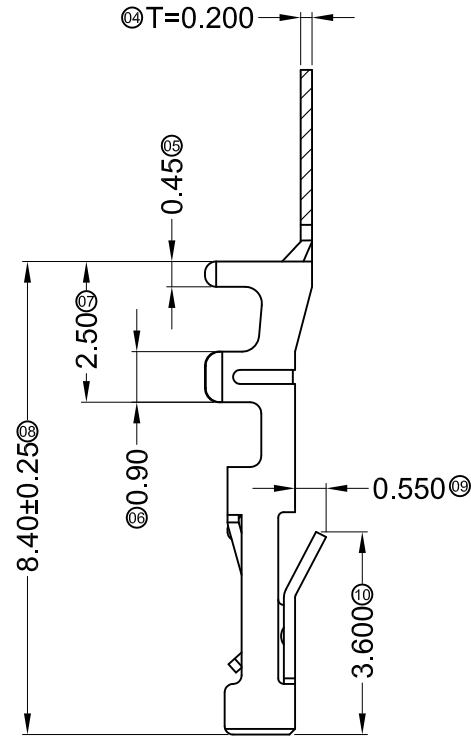
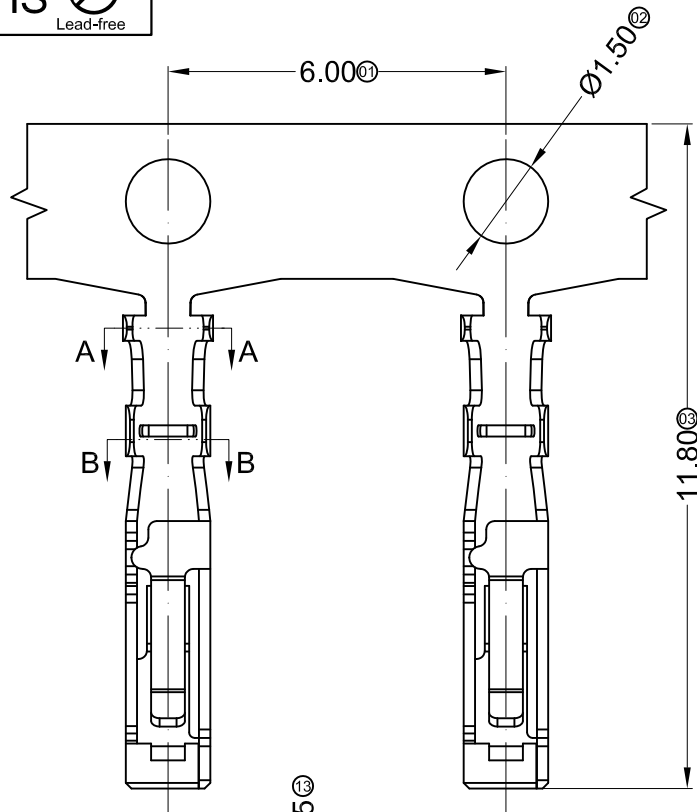
TITLE 2.00mm Crimp Style Connectors

APPROVAL CHECK DRAWN DATA

Ken Wisely He Allen 2020/10/08

UNIT	SCALE	NUMBER	REV
MM	1:1	A-033	E

DATE	OLD REV	NEW REV	ECN	DESCRIPTION	CHECK	APPROVAL	PROJECT
1							
2							
3							
4							

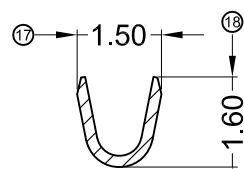
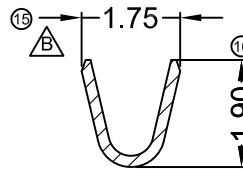
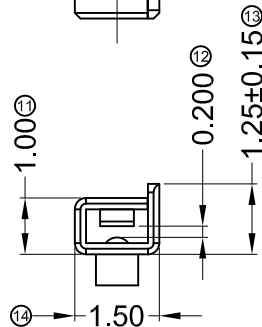
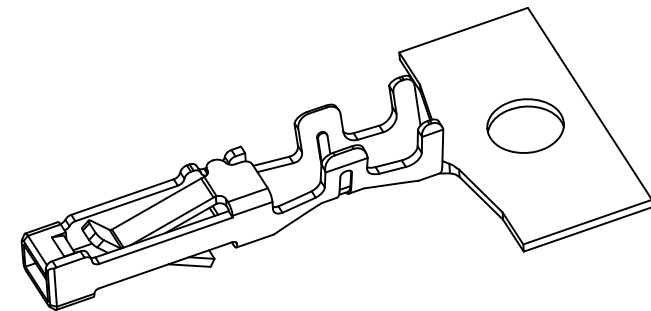


Specifications :

- Voltage rating: 125V AC / DC
- Current rating: 2A AC / DC
- Withstanding voltage: 500V AC/minute
- Temperature range: -25°C~+85°C
- Insulation resistance: ≥1000MΩ
- Contact resistance: ≤20mΩ
- After environmental testing: ≤30mΩ

9515 T F-P SN X - X
① ② ③ ④ ⑤ ⑥ ⑦


- ① Series Number
- ② Category: T-terminal
- ③ Shape: F-Female
- ④ Material: P-Phosphor bronze
- ⑤ Plating style: SN-Bright tin plating 70u"
SN1-Bright tin plating 100u"
G01-Contact Gold flash
- ⑥ Plating method: Blank-Stamping before plating
- ⑦ Numbering



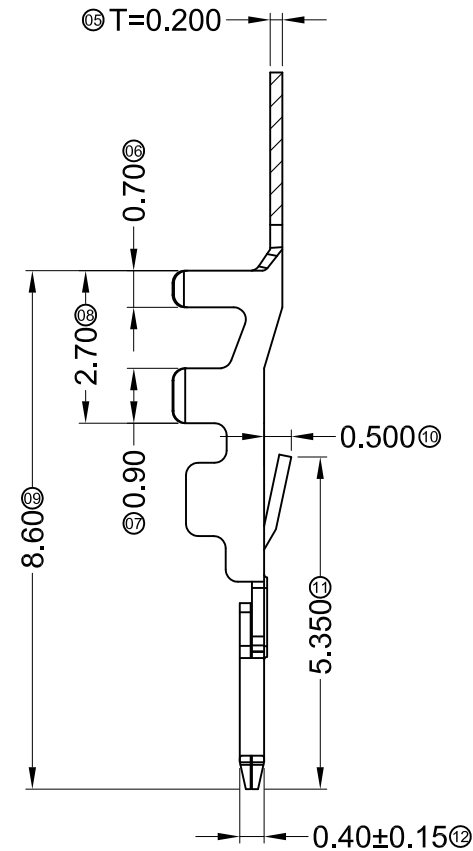
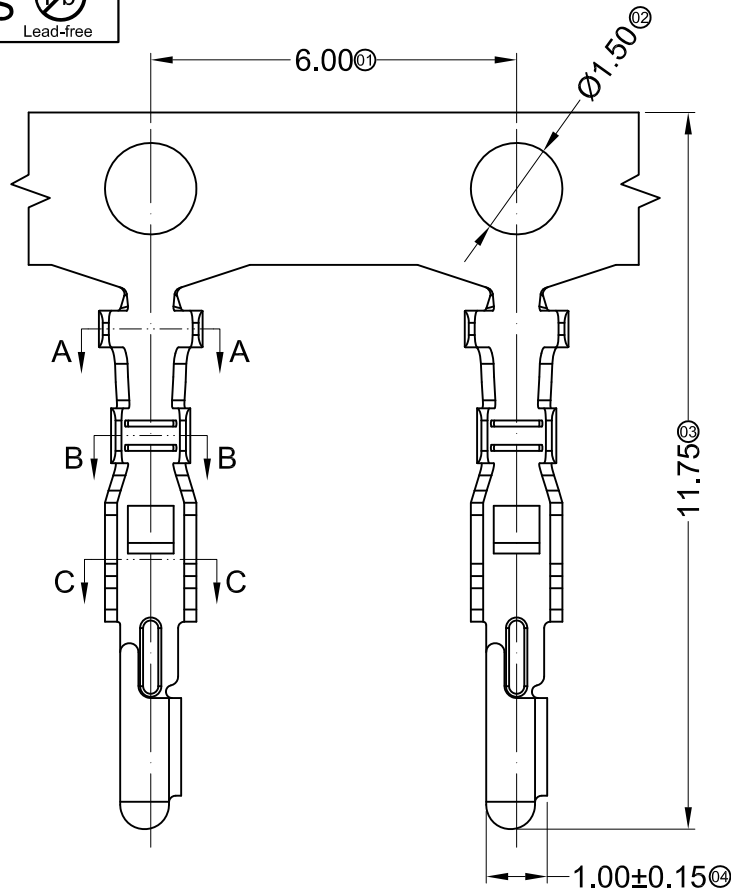
SECTION: A-A
SCALE: 1:1

SECTION: B-B
SCALE: 1:1

9515TF-PG01	Phosphor Bronze	AWG#24-28	1.40mm(Max)	Stamping Before Plating:30u" MIN. Ni; Contact Gold flash	9515HM
9515TF-PSN				Stamping Before Plating:30u" MIN. Ni; 70u" MIN.Sn	
PART NO	Material	Wire Range	Insulation O.D.	Finish	Used In ADZL Housing

							GENERAL TOLERANCE				PART NO. 9515TF-PSN			
							X ±0.30				TITLE 2.00mm Crimp Style Terminal			
							.XX ±0.20				APPROVAL Ken CHECK Wisely He DRAWN Allen DATA 2020/10/15			
							.XXX ±0.10				UNIT MM SCALE 1:1 NUMBER T-A0004 REV B			
20220816	A	B		Size change: 1.60 to 1.75	Zhuwu	Ken	PROJECT 							
DATE	OLD REV	NEW REV	ECN	DESCRIPTION	CHECK	APPROVAL								



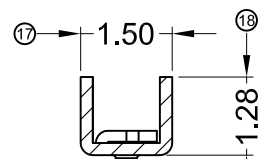
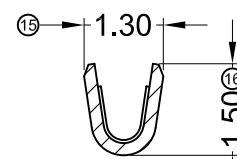
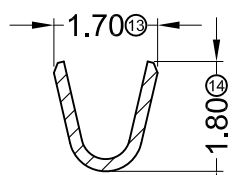
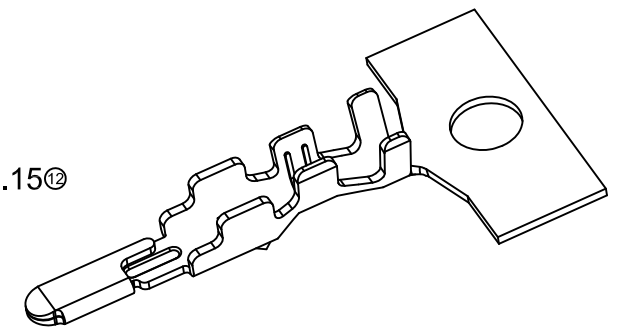


■ Specifications :

- Voltage rating: 125V AC / DC
- Current rating: 2A AC / DC
- Withstanding voltage: 500V AC/minute
- Temperature range: -25°C~+85°C
- Insulation resistance: ≥1000MΩ
- Contact resistance: ≤20mΩ
- After environmental testing: ≤30mΩ

9515 T M-P SN X
① ② ③ ④ ⑤ ⑥

- ① Series Number
- ② Category: T-terminal
- ③ Shape: M-Male
- ④ Material: P-Phosphor bronze
- ⑤ Plating style: SN-Bright tin plating 70u"
SN1-Bright tin plating 100u"
G01-Contact Gold flash
- ⑥ Plating method: Blank-Stamping before plating



9515TM-PG01	Phosphor Bronze	AWG#24-28	1.40mm(Max)	Stamping Before Plating:30u" MIN. Ni; Contact Gold flash	9515HF
9515TM-PSN				Stamping Before Plating:30u" MIN. Ni; 70u" MIN.Sn	
PART NO	Material	Wire Range	Insulation O.D.	Finish	Used In ADZL Housing

				GENERAL TOLERANCE				PART NO. 9515TM-PSN							
				.X ±0.30				TITLE 2.00mm Crimp Style Connectors							
				.XX ±0.20				APPROVAL CHECK DRAWN DATA							
				.XXX ±0.10				UNIT SCALE NUMBER REV							
DATE	OLD REV	NEW REV	ECN	DESCRIPTION	CHECK	APPROVAL	PROJECT	Ken	Wisely He	Allen	2019/03/20	MM	1:1	A-014	A

