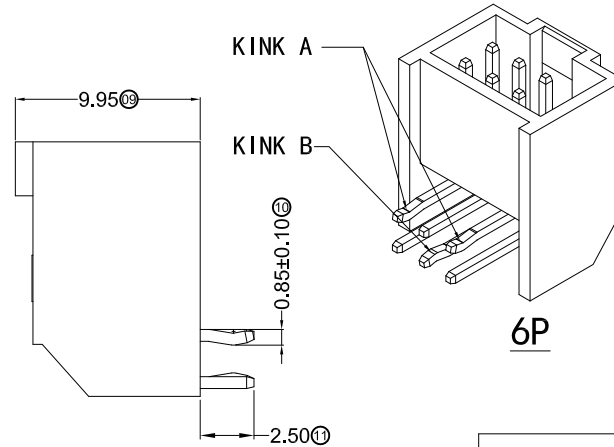


KINK "A"  
SC 2:1

KINK "B"  
SC 2:1

8P-40P



6P

Specifications :

- Voltage rating: 250V AC / DC
- Current rating: 3A AC / DC
- Withstanding voltage: 1500V AC/minute
- Temperature range: -25°C~+85°C
- Insulation resistance: ≥1000MΩ
- Contact resistance: ≤20mΩ
- After environmental testing: ≤30mΩ

9555 W R XX- 2\*XX E1 -PTV01 XX

- ① Series No.  
 ② Category: W-wafer  
 ③ Welding Board Angle: R-90°  
 ④ Welding Way: Blank-DIP  
 ⑤ Row No.-Pin No.: 2\*XX-Double row  
 ⑥ Special NO.E1-DIP=2.50mm  
 ⑦ Material: PT-PBT 94V-0  
 ⑧ Planting Category: V01-Gold Flash  
 SN-Bright tin plating 70u"  
 ⑨ Color: Blank-natural color

Poles	Dimensions(mm)			Poles	Dimensions(mm)		
	A	B	C		A	B	C
2*03	5.08	10.12	8.12	2*12	27.94	32.98	30.98
2*04	7.62	12.66	10.66	2*13	30.48	35.52	33.52
2*05	10.16	15.20	13.20	2*14	33.02	38.06	36.06
2*06	12.70	17.74	15.74	2*15	35.56	40.60	38.60
2*07	15.24	20.28	18.28	2*16	38.10	43.14	41.15
2*08	17.78	22.82	20.82	2*17	40.64	45.68	43.68
2*09	20.32	25.36	23.36	2*18	43.18	48.22	46.22
2*10	22.86	27.90	25.90	2*19	45.72	50.76	48.76
2*11	25.40	30.44	28.44	2*20	48.26	53.30	51.30

9555WR-2*XXE1-PTV01	PBT UL 94V-0	Brass	Gold-Flash	9555H-E
9555WR-2*XXE1-PTS			Tin-Plated	
PART NO	Material	Material(Pin)	Finish(Pin)	Mates With ADZL Housing

GENERAL TOLERANCE

.X	±0.30
.XX	±0.20
.XXX	±0.10


 东莞市思量连接器有限公司  
DONGGUAN ADZL CONNECTORS CO.,LTD

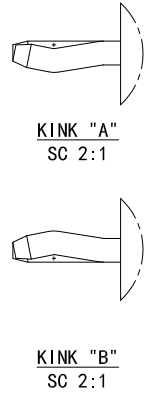
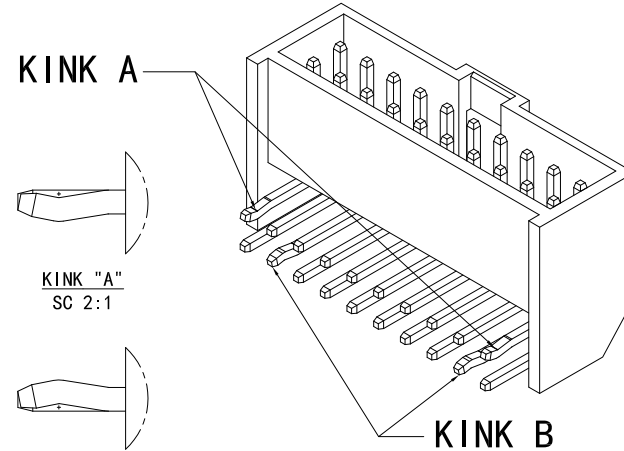
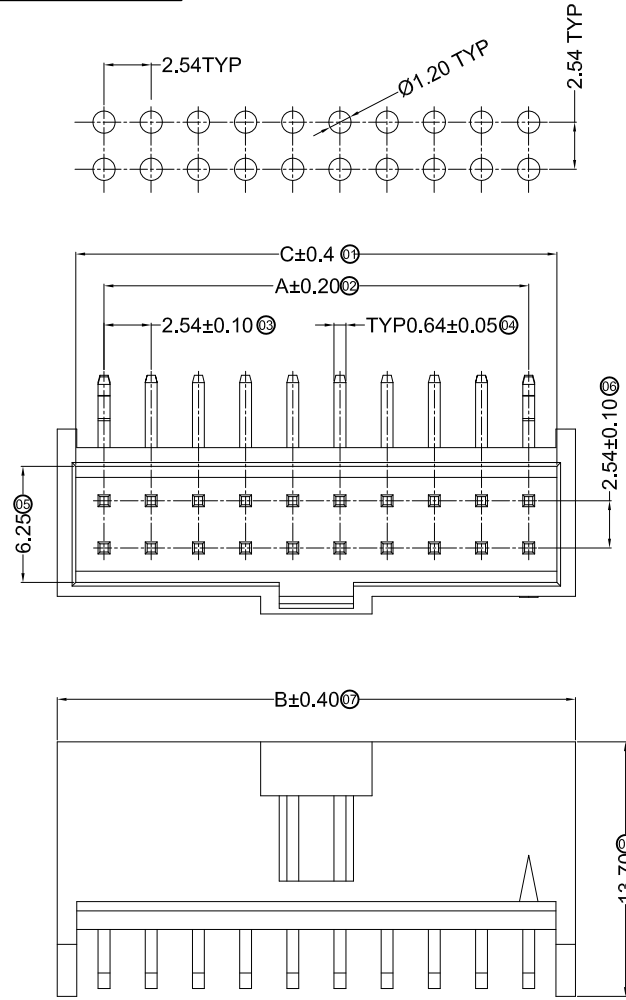
APPROVAL	CHECK	DRAWN	DATA
Ken	Wisely He	Allen	2020/04/25

PART NO.  
9555WR-2\*XXE1-PTXX

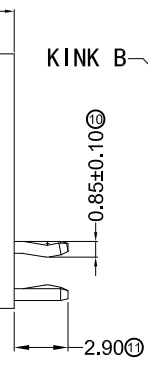
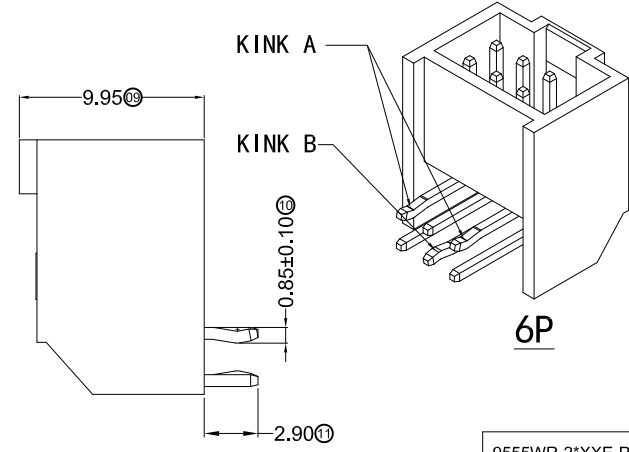
TITLE  
2.54 mm Crimp Style Connectors

UNIT	SCALE	NUMBER	REV
MM	1:1	A-000	D

DATE	OLD REV	NEW REV	ECN	DESCRIPTION	CHECK	APPROVAL	PROJECT
							



8P-40P



6P

- Specifications :**
- Voltage rating: 250V AC / DC
  - Current rating: 3A AC / DC
  - Withstanding voltage: 1500V AC/minute
  - Temperature range: -25°C~+85°C
  - Insulation resistance:  $\geq 1000M\Omega$
  - Contact resistance:  $\leq 20m\Omega$
  - After environmental testing:  $\leq 30m\Omega$

- 9555 W R XX- 2\*XX E -PTV01 XX
- ① ② ③ ④ ⑤ ⑥ ⑦ ⑧ ⑨
- ① Series No.
  - ② Category: W-wafer
  - ③ Welding Board Angle: R-90°
  - ④ Welding Way: Blank-DIP
  - ⑤ Row No.-Pin No.: 2\*XX-Double row
  - ⑥ Special NO.E-DIP=2.90mm
  - ⑦ Material: PT-PBT 94V-0
  - ⑧ Planting Category: V01-Gold Flash
  - ⑨ SN-Bright tin plating 70u"
  - ⑩ Color: Blank-natural color

Poles	Dimensions(mm)			Poles	Dimensions(mm)		
	A	B	C		A	B	C
2*03	5.08	10.12	8.12	2*12	27.94	32.98	30.98
2*04	7.62	12.66	10.66	2*13	30.48	35.52	33.52
2*05	10.16	15.20	13.20	2*14	33.02	38.06	36.06
2*06	12.70	17.74	15.74	2*15	35.56	40.60	38.60
2*07	15.24	20.28	18.28	2*16	38.10	43.14	41.15
2*08	17.78	22.82	20.82	2*17	40.64	45.68	43.68
2*09	20.32	25.36	23.36	2*18	43.18	48.22	46.22
2*10	22.86	27.90	25.90	2*19	45.72	50.76	48.76
2*11	25.40	30.44	28.44	2*20	48.26	53.30	51.30

9555WR-2*XXE-PTV01	PBT UL 94V-0	Brass	Gold-Flash	9555H-E
9555WR-2*XXE-PTS			Tin-Plated	
PART NO	Material	Material(Pin)	Finish(Pin)	Mates With ADZL Housing

DATE	OLD REV	NEW REV	ECN	DESCRIPTION	CHECK	APPROVAL


GENERAL TOLERANCE

.X  $\pm 0.30$

.XX  $\pm 0.20$

.XXX  $\pm 0.10$

PROJECT



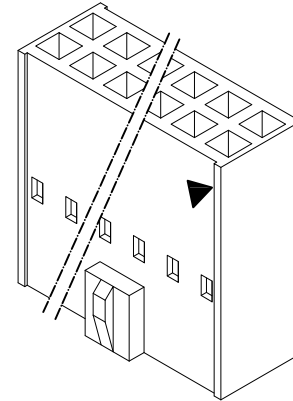
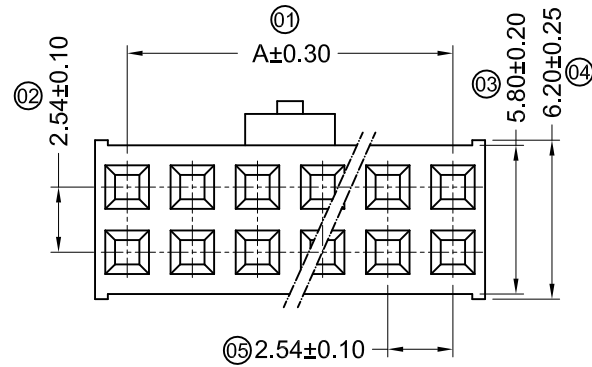
 东莞市思量连接器有限公司  
DONGGUAN ADZL CONNECTORS CO.,LTD

APPROVAL	CHECK	DRAWN	DATA
Ken	Wisely He	Allen	2020/04/25

PART NO. 9555WR-2\*XXE-PTXX

TITLE 2.54 mm Crimp Style Connectors

UNIT	SCALE	NUMBER	REV
MM	1:1	A-000	D



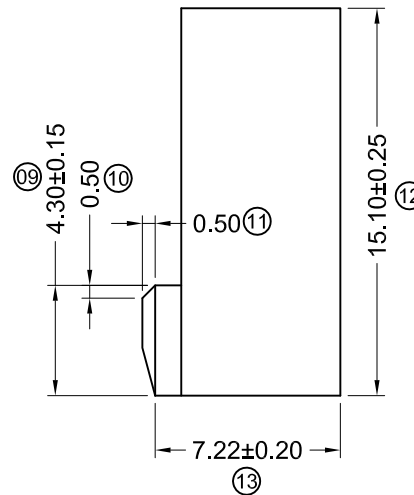
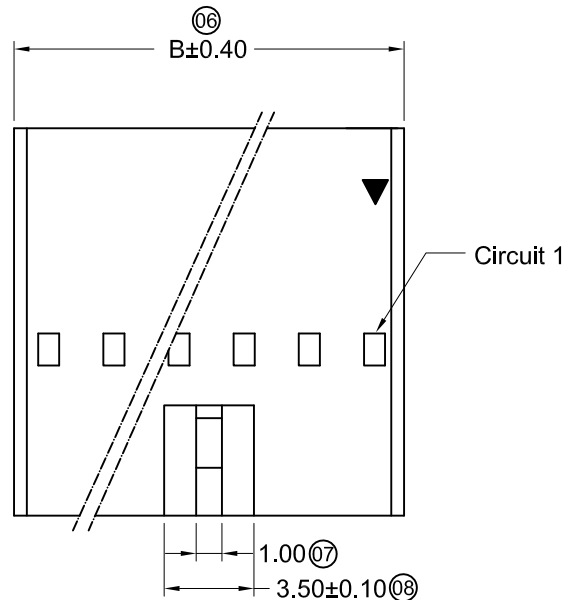
■ Specifications :

- Voltage rating: 250V AC / DC
- Current rating: 3A AC / DC
- Withstanding voltage: 1500V AC/minute
- Temperature range: -25°C~+85°C
- Insulation resistance: ≥1000MΩ
- Contact resistance: ≤20mΩ
- After environmental testing: ≤30mΩ

9555 H X-2\*XX E-PT XX

① ② ③ ④ ⑤ ⑥ ⑦

- ① Series No.
- ② Category: H-HSG
- ③ Welding Board Angle: Blank-ordinary
- ④ Row No.-Pin No.: 2\* XX-Double row
- ⑤ Special No.
- E-Double convex one atop the other
- ⑥ Material: PT-PBT 94V-0
- ⑦ Color: Blank-Natural Color



Poles	Dimensions (mm)		Poles	Dimensions (mm)	
	A	B		A	B
4	2.54	5.08	36	43.18	45.72
6	5.08	7.62	38	45.72	48.26
8	7.62	10.16	40	48.26	50.80
10	10.16	12.70	42	50.80	53.34
12	12.70	15.24	44	53.34	55.88
14	15.24	17.78	46	55.88	58.42
16	17.78	20.32	48	58.42	60.96
18	20.32	22.86	50	60.96	63.50
20	22.86	25.40	52	63.50	66.04
22	25.40	27.94	54	66.04	68.58
24	27.94	30.48	56	68.58	71.12
26	30.48	33.02	58	71.12	73.66
28	33.02	35.56	60	73.66	76.20
30	35.56	38.10	62	76.20	78.74
32	38.10	40.64	64	78.74	81.28

9555H-2*XXE-PT	PBT UL 94V-0	9555T-A	9555W
PART NO	Material	Suitable ADZL Terminal	Mates With ADZL Wafer

GENERAL TOLERANCE

.X	±0.30
.XX	±0.20
.XXX	±0.10

 思量连接器有限公司  
ADZL CONNECTORS CO.,LTD

PART NO.  
9555H-2\*XXE-PT

APPROVAL	CHECK	DRAWN	DATA
Ken	Wisely He	Allen	2018/07/08

TITLE  
2.54 mm Crimp Style Connectors

DATE	OLD REV	NEW REV	ECN	DESCRIPTION	CHECK	APPROVAL	PROJECT	UNIT	SCALE	NUMBER	REV
								MM	1:1	A-044	D

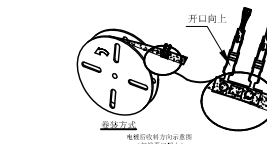
■ Specifications :

- Voltage rating: 200V AC / DC
- Current rating: 3A AC / DC
- Withstanding voltage: 1500V AC/minute
- Temperature range: -25°C~+85°C
- Insulation resistance: ≥1000MΩ
- Contact resistance: ≤20mΩ
- After environmental testing: ≤30mΩ

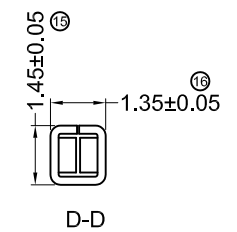
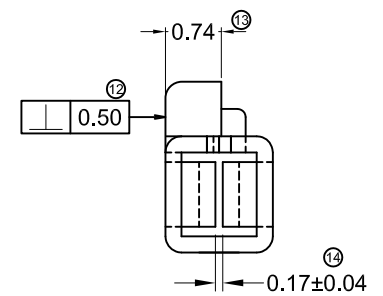
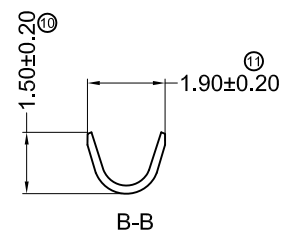
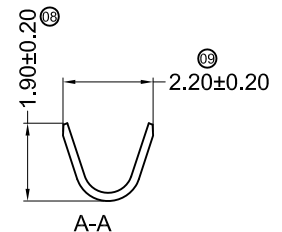
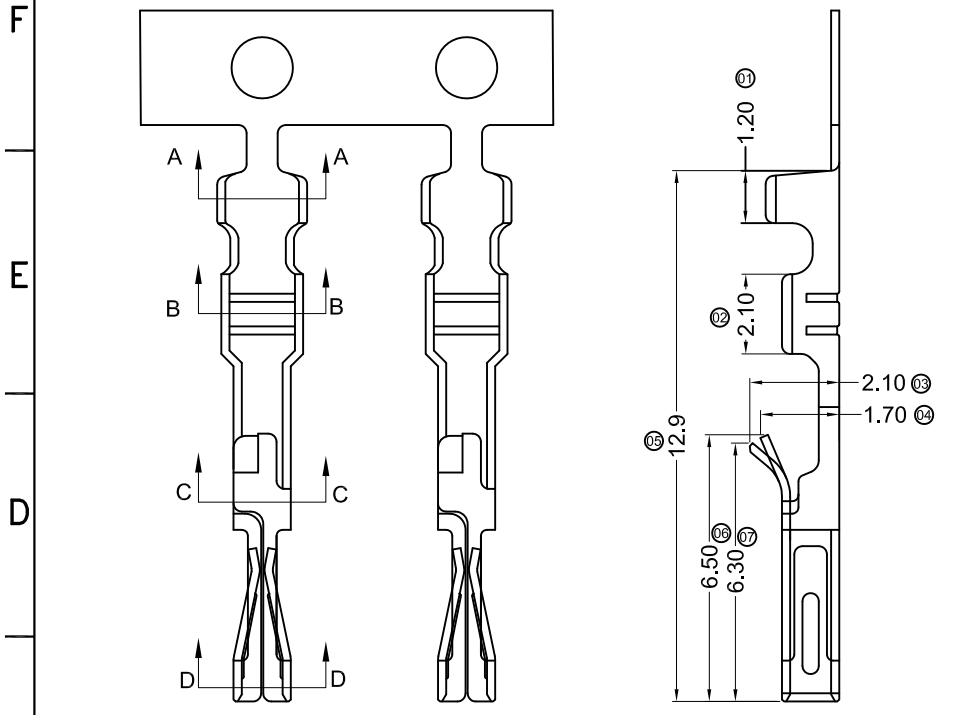
9555 T X-PXX X- A1

① ② ③ ④ ⑤ ⑥ ⑦

- ① Series Number
- ② Category: T-terminal
- ③ Shape: Blank-ordinary
- ④ Material: P-Phosphor bronze
- ⑤ Plating style:  
V\*\*-All Gold-Plated  
G-Gold-Plated Contact  
\*01-Gold Flash ; \*02-2u" ; \*03-3u" ; \*05-5u"  
\*10-10u" ; \*15-15u" ; \*30-30u" ; \*50-50u"  
SN-Bright tin plating 70u"  
SW-Fog Tin plating
- ⑥ Plating method:  
Blank-Stamping before plating
- ⑦ Mold No./Mark/Special No.  
A1-matching 9555H-2\*XX HSG



9555T-PG03-A1				Stamping Before Plating: 30u" Ni; Contact Area: Gold: 3u" Min.	9555H
9555T-PG01-A1	Phosphor Bronze	AWG#24-28	1.40mm(Max)	Stamping Before Plating: 30u" Ni; Contact Area: Gold Flash	
9555T-PSN-A1				Stamping Before Plating: 30u" Ni; 70u" Sn	
PART NO.	Material	Wire Range	Insulation O.D.	Finish	Used In ADZL Housing



20220824	G	H		Modify The Wire Range And Applicable Maximum OD	Zhuwu	Ken
DATE	OLD REV	NEW REV	ECN	DESCRIPTION	CHECK	APPROVAL

GENERAL TOLERANCE	
.X	±0.30
.XX	±0.20
.XXX	±0.10
PROJECT	

 东莞市思量连接器有限公司  
DONGGUAN ADZL CONNECTORS CO.,LTD.

APPROVAL	CHECK	DRAWN	DATA
Ken	Wisely He	Allen	2015/08/17

PART NO. 9555T-PXXX-A1			
TITLE 2.54mm Crimp Style Terminal			
UNIT	SCALE	NUMBER	REV
MM	1 : 1	T-A0009	H