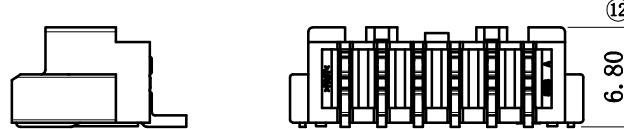
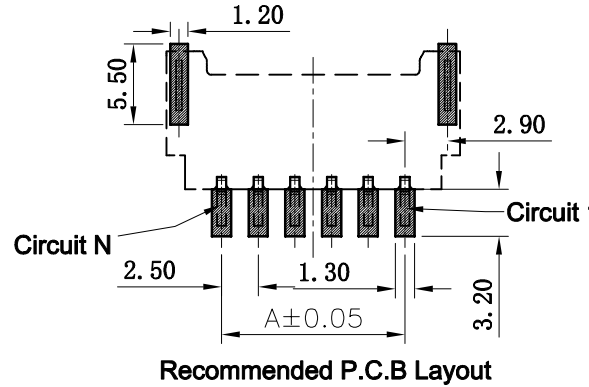
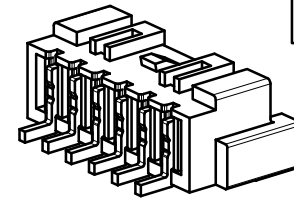
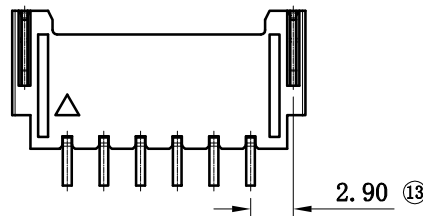
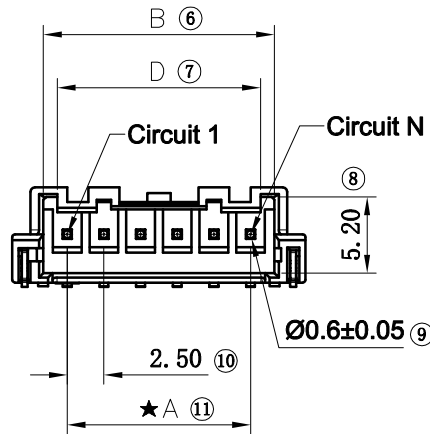
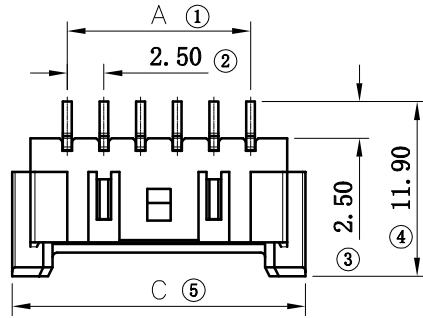


RoHS

WWW.ADZLCONN.COM

TEL:0769-82285488



Poles	Dimensions/mm			
	A	B	C	D
2	2.50	5.75	10.00	4.05
3	5.00	8.25	12.50	7.00
4	7.50	10.75	15.00	9.20
5	10.00	13.25	17.50	11.35
6	12.50	15.75	20.00	13.85
7	15.00	18.25	22.50	16.35
8	17.50	20.75	25.00	18.85
9	20.00	23.25	27.50	21.35
10	22.50	25.75	30.00	23.85
11	25.00	28.25	32.50	26.35
12	27.50	30.75	35.00	28.85
13	30.00	33.25	37.50	31.35
14	32.50	35.75	40.00	33.85
15	35.00	38.25	42.50	36.35

Specifications:

- Voltage Rating:50V AC/DC
- Current Rating:3A AC/DC
- Withstanding Voltage:1000V AC/Minute
- Temperature Range:-40°C~+125°C
- Insulation Resistance:100MΩ Min./500V DC/Minute
- Contact Resistance:≤10mΩ (Initial)  
≤20mΩ (After Testing)
- Mates With Housing:2508H-XX、A2513H-XX
- Product Specification:PS-A2513-02
- Packaging Drawing:PK-2508WRS-XXE-9TXNR
- Symbols for SPC Dimensions:"★"

2508 W R S-XX E-9T X N R

① ②③④⑤ ⑥ ⑦ ⑧⑨⑩

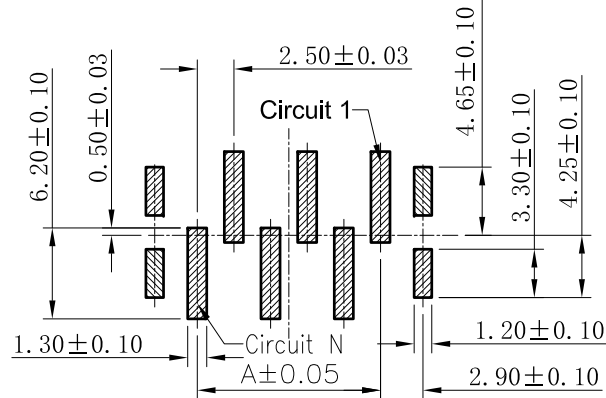
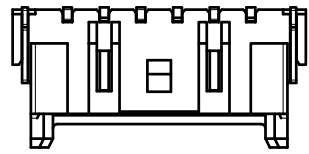
- ① Series No.:2508
- ② Category:W-Wafer
- ③ Connector Type:R-Right Angle 90°
- ④ Mounting Type:S-SMT
- ⑤ Row No.-Pin No.:  
XX-Single Row-02Pin~15Pin
- ⑥ Special No.:E-Stamping Terminal
- ⑦ Plastic Material:9T-PA9T (UL94V-0)
- ⑧ Planting Code:SW1-Matte Tin  
Underplate:Ni 40~120u"(1~3um) overall  
Top Plating:Sn 80~200u"(2~5um) overall  
GW01-Underplate:Ni 40~120u"(1~3um) overall  
Contact area Plating Au 1U"(0.025um)Min  
Weld area Plating Sn 80~200u"(2~5um)
- ⑨ Color:N-Natural
- ⑩ Packing:R-Reel

GENERAL TOLERANCE						PART NO.								
.X ±0.35						2508WRS-XXE-9TXNX								
.XX ±0.25						TITLE 2.50mm WF								
.XXX ±0.15						ASSY right-angle SMT								
X.° ±2°						APPROVAL	CHECK	DRAWN	DATE	UNIT	SCALE	SHEET	REV	NUMBER
DATE	REV	ECN NO.	DESCRIPTION	MODIFY	APPROVAL	Ken	Wisely He	Allen	2021/10/18	mm	2:1	1/2		

ADZL 东莞市思量连接器有限公司  
DONGGUAN ADZL CONNECTORS CO.,LTD.

APPROVAL: Ken  
CHECK: Wisely He  
DRAWN: Allen  
DATE: 2021/10/18

F

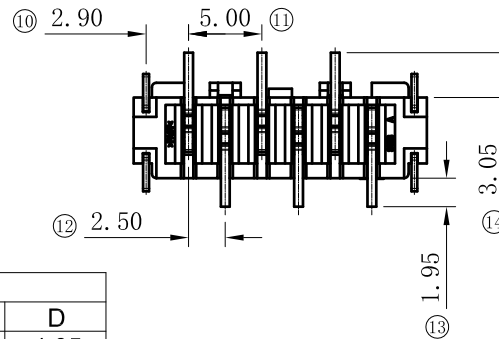
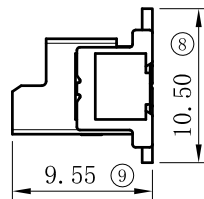
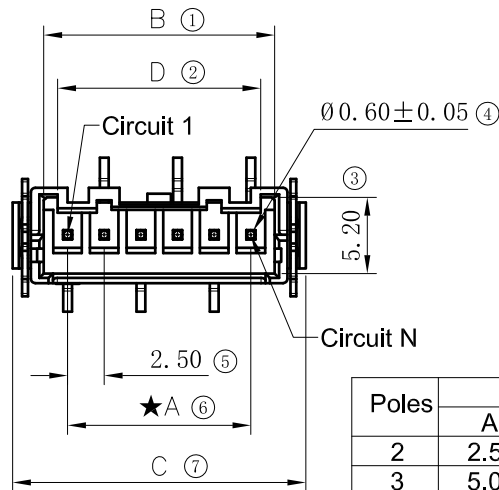


Recommended P.C.B Layout

Specifications:

- Voltage Rating:50V AC/DC
- Current Rating:3A AC/DC
- Withstanding Voltage:1000V AC/Minute
- Temperature Range:-40°C~+125°C
- Insulation Resistance:100MΩ Min./500V DC/Minute
- Contact Resistance:≤10mΩ (Initial)  
≤20mΩ (After Testing)
- Mates With Housing:2508H-XX. A2513H-XX
- Product Specification:PS-A2513-02
- Packaging Drawing:PK-2508WVS-XXE-9TXNX
- Symbols for SPC Dimensions:"★"

E



2508 W V S-XX E-9T X N X  
① ② ③ ④ ⑤ ⑥ ⑦ ⑧ ⑨ ⑩

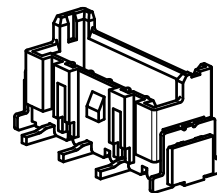
- ① Series No.:2508
- ② Category:W-Wafer
- ③ Connector Type:V-Straight 180°
- ④ Mounting Type:S-SMT
- ⑤ Row No.-Pin No.:  
XX-Single Row-02Pin~15Pin
- ⑥ Special No.:E-Stamping Terminal
- ⑦ Plastic Material:9T-PA9T (UL94V-0)
- ⑧ Planting Code:SW1-Matte Tin  
Underplate:Ni 40~120u"(1~3um) overall  
Top Plating:Sn 80~200u"(2~5um) overall  
GW01-Underplate:Ni 40~120u"(1~3um) overall  
Contact area Plating Au 1U"(0.025um)Min  
Weld area Plating Sn 80~200u"(2~5um)
- ⑨ Color:N-Natural
- ⑩ Packing:X-R:Reel ; C:With Cap

D

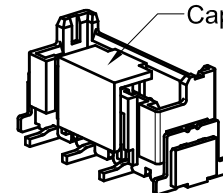
C

B

Poles	Dimensions/mm			
	A	B	C	D
2	2.50	5.75	10.00	4.05
3	5.00	8.25	12.50	7.00
4	7.50	10.75	15.00	9.20
5	10.00	13.25	17.50	11.35
6	12.50	15.75	20.00	13.85
7	15.00	18.25	22.50	16.35
8	17.50	20.75	25.00	18.85
9	20.00	23.25	27.50	21.35
10	22.50	25.75	30.00	23.85
11	25.00	28.25	32.50	26.35
12	27.50	30.75	35.00	28.85
13	30.00	33.25	37.50	31.35
14	32.50	35.75	40.00	33.85
15	35.00	38.25	42.50	36.35



Without Cap



With Cap

A

A

					GENERAL TOLERANCE .X ±0.35 .XX ±0.25 .XXX ±0.15 X.° ±2° PROJECT 				东莞市思量连接器有限公司 DONGGUAN ADZL CONNECTORS CO.,LTD.				PART NO. 2508WVS-XXE-9TXNX TITLE 2.50mm WF ASSY vertical SMT				
DATE	REV	ECN NO.	DESCRIPTION	MODIFY	APPROVAL	Ken	Zhao Hong	Allen	2021/10/18	UNIT	SCALE	SHEET	REV	NUMBER			
1	2	3	4	5	6	7	8	mm	2:1	1/2							

■ Specifications :

- Voltage rating: 250V AC / DC
- Current rating: 3A AC / DC
- Withstanding voltage:1000V AC/minute
- Temperature range: -40°C~+105°C
- Insulation resistance:≥1000MΩ
- Contact resistance: ≤10mΩ
- After environmental testing: ≤20mΩ
- Mates With ADZL Housing:2508H

2508 W V X-XX XX- XX XX XX  
 ① ② ③ ④ ⑤ ⑥ ⑦ ⑧ ⑨

① Series No.

② Category: W-WAFER

③ Welding Board Angle: V-Straight 180°

④ Welding Way: Blank-DIP

⑤ Row No.-Pin No.: XX-02P~15P

⑥ Plug the Pin & Special No.:

Blank-Without a boss、With Kink

N1-Without a boss、Without Kink

P- With a boss、With Kink

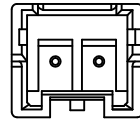
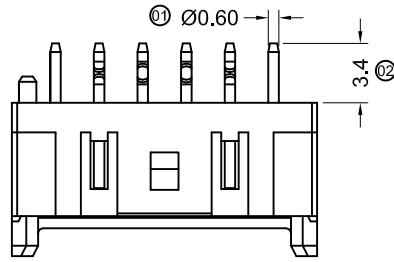
P1-With a boss、Without Kink

⑦ Material: N0-PA66 94V-0;9T-PA9T 94V-0

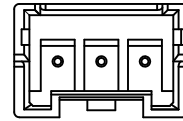
⑧ Plating Category: SN-Bright Tin Plating ;  
SW-Matte Tin Plating

⑨ Color : Blank-Natural Color

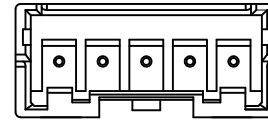
Circuit	Dimensions (mm)		Poles	Dimensions (mm)	
	A	B		A	B
02	2.50	7.50	09	20.00	25.00
03	5.00	10.00	10	22.50	27.50
04	7.50	12.50	11	25.00	30.00
05	10.00	15.00	12	27.50	32.50
06	12.50	17.50	13	30.00	35.00
07	15.00	20.00	14	32.50	37.50
08	17.50	22.50	15	35.00	40.00



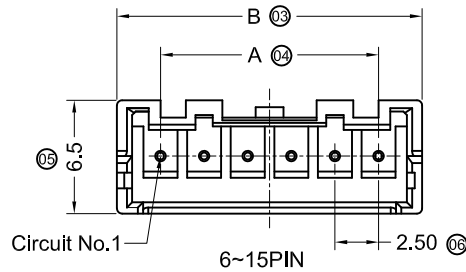
2PIN



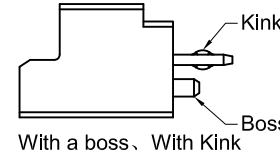
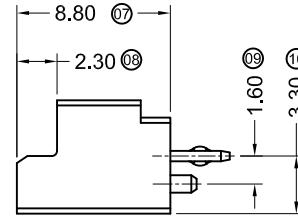
3PIN



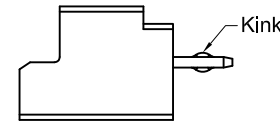
4~5PIN



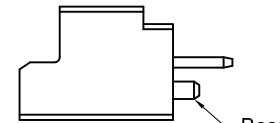
6~15PIN



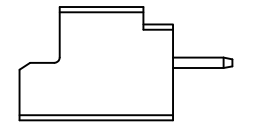
With a boss、With Kink



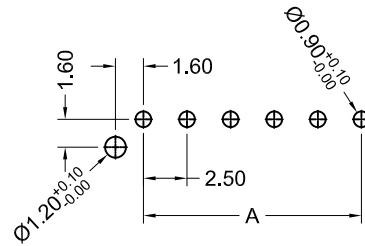
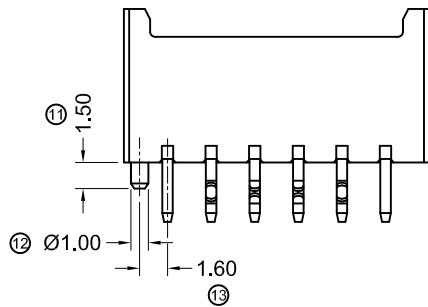
Without a boss、With Kink



With a boss、Without Kink



Without a boss、Without Kink



RECOMMENDED P.C.B LAYOUT  
(TOLERANCE:±0.05)

DATE	OLD REV	NEW REV	ECN	DESCRIPTION	CHECK	APPROVAL	PROJECT
1			2				
			3				
			4				

GENERAL TOLERANCE	
.X	±0.30
.XX	±0.20
.XXX	±0.10

ADZL 东莞市思量连接器有限公司  
DONGGUAN ADZL CONNECTORS CO.,LTD.

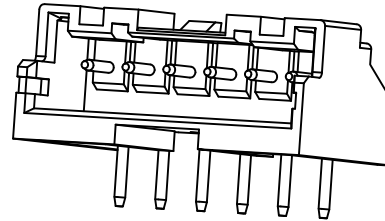
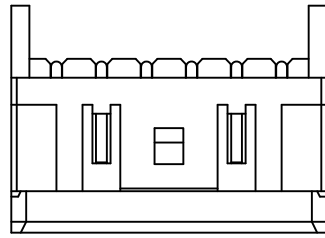
APPROVAL	CHECK	DRAWN	DATA
Ken	Zhao Hong	Allen	2017/11/21

PART NO.			
2508WV-XXXX-XXXX			
TITLE			
2.50 mm Crimp Style connectors			
UNIT	SCALE	NUMBER	REV
MM	1:1	8	

RoHS

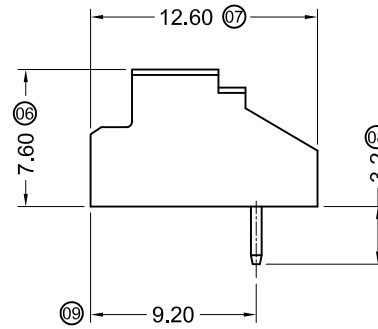
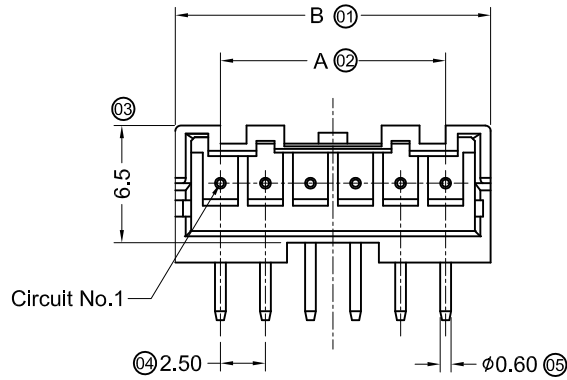
WWW.ADZLCONN.COM

TEL:0769-82285488



■ Specifications :

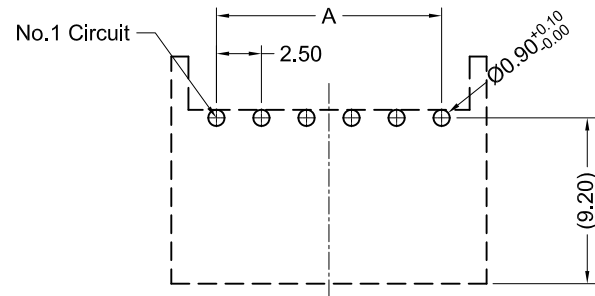
- Voltage rating: 250V AC / DC
- Current rating: 3A AC / DC
- Withstanding voltage:1000V AC/minute
- Temperature range: -40°C~+105°C
- Insulation resistance:≥1000MΩ
- Contact resistance: ≤10mΩ
- After environmental testing: ≤20mΩ
- Mates With ADZL Housing:2508H



2508 W R X-XX N-XX XX XX

① ② ③ ④ ⑤ ⑥ ⑦ ⑧ ⑨

- ① Series No.
- ② Category: W-WAFER
- ③ Welding Board Angle: R-Right Angle 90°
- ④ Welding Way: Blank-DIP
- ⑤ Row No.-Pin No.: XX-02P~15P
- ⑥ Plug the Pin & Special No.:N-Without Positioning Column
- ⑦ Material: N0-PA66 94V-0 ; 9T-PA9T 94V-0
- ⑧ Plating Category: SN-Bright Tin Plating ; SW-Matte Tin Plating
- ⑨ Color : Blank-Natural Color



RECOMMENDED P.C.B LAYOUT T=1.60mm  
(TOLERANCE:±0.05)

Circuit	Dimensions (mm)		Poles	Dimensions (mm)	
	A	B		A	B
02	2.50	7.50	09	20.00	25.00
03	5.00	10.00	10	22.50	27.50
04	7.50	12.50	11	25.00	30.00
05	10.00	15.00	12	27.50	32.50
06	12.50	17.50	13	30.00	35.00
07	15.00	20.00	14	32.50	37.50
08	17.50	22.50	15	35.00	40.00

				GENERAL TOLERANCE				PART NO. 2508WR-XXN-XXXX							
				.X ±0.30				TITLE 2.50 mm Crimp Style connectors							
				.XX ±0.20				APPROVAL CHECK DRAWN DATA							
				.XXX ±0.10				UNIT SCALE NUMBER REV							
DATE	OLD REV	NEW REV	ECN	DESCRIPTION	CHECK	APPROVAL	PROJECT	Ken	Zhao Hong	Allen	2018/04/16	MM	1:1	8	

ADZL 东莞市思量连接器有限公司  
DONGGUAN ADZL CONNECTORS CO.,LTD.



RoHS

WWW.ADZLCONN.COM

TEL:0769-82285488

■ Specifications :

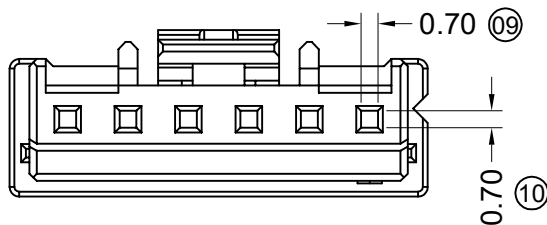
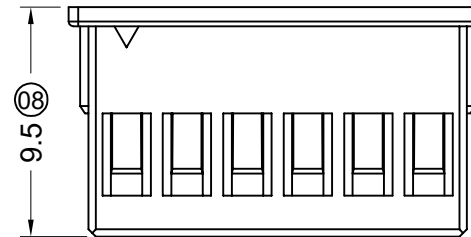
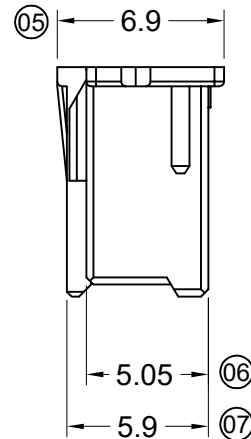
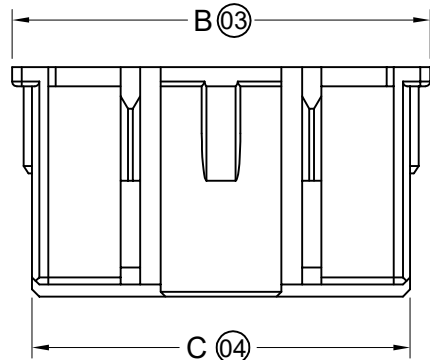
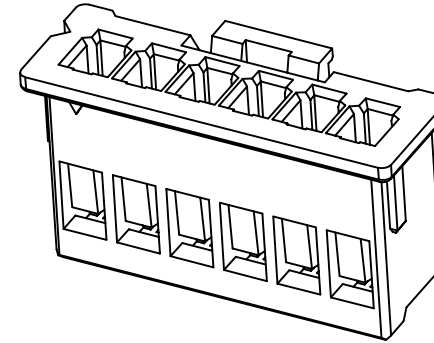
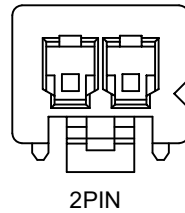
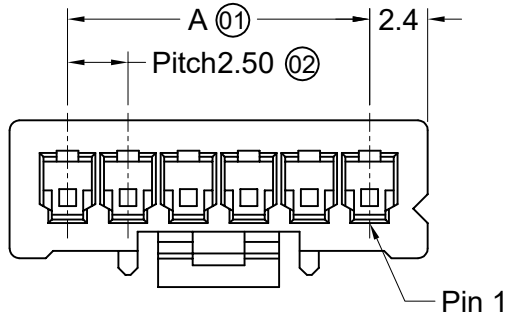
- Voltage rating: 250V AC / DC
- Current rating: 3A AC / DC
- Withstanding voltage: 1000V AC/minute
- Temperature range: -40°C~+105°C
- Insulation resistance: ≥1000MΩ
- Contact resistance: ≤10mΩ
- After environmental testing: ≤20mΩ

2508 H X XX X-N0 XX

- ① Series No.
- ② Category: H-HSG
- ③ Appearance type: Blank-ordinary
- ④ Row No.-Pin No.: XX-Single Row
- ⑤ Plug the Pin & Special No.: Blank-Ordinary
- ⑥ Material: N0-PA66 94V-0
- ⑦ Color: Blank : Natural Color

Poles	Dimensions (mm)		
	A	B	C
02	2.50	7.30	5.65
03	5.00	9.80	8.15
04	7.50	12.30	10.65
05	10.00	14.80	13.15
06	12.50	17.30	15.65
07	15.00	19.80	18.15
08	17.50	22.30	20.65
09	20.00	24.80	23.15
10	22.50	27.30	25.65
11	25.00	29.80	28.15
12	27.50	32.30	30.65
13	30.00	34.80	33.15
14	32.50	37.30	35.65
15	35.00	39.80	38.15

2508H-XX-N0	Nylon 66 UL 94V-0	2508T	2508W
PART NO	Material	Suitable ADZL Terminal	Mates With ADZL Wafer



GENERAL TOLERANCE

X	±0.30
.XX	±0.20
.XXX	±0.10

**ADZL** 东莞市思量连接器有限公司  
DONGGUAN ADZL CONNECTORS CO.,LTD.

PART NO. 2508H-XX-N0

TITLE 2.50 mm Crimp Style connectors

PROJECT

APPROVAL	CHECK	DRAWN	DATA
Ken	Zhao Hong	Allen	2017/08/11

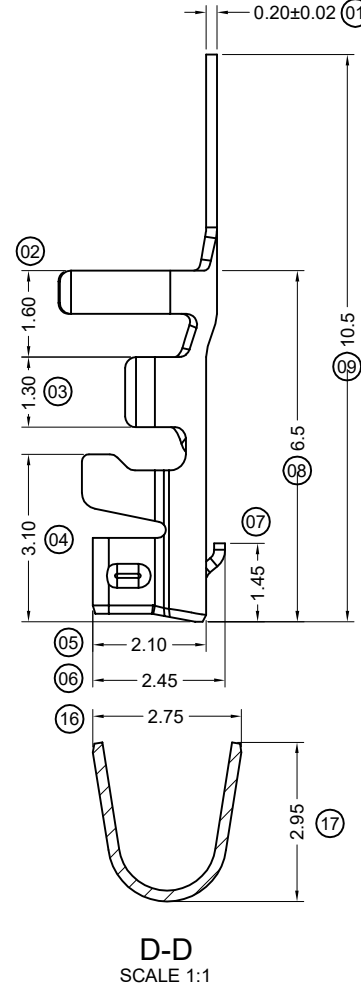
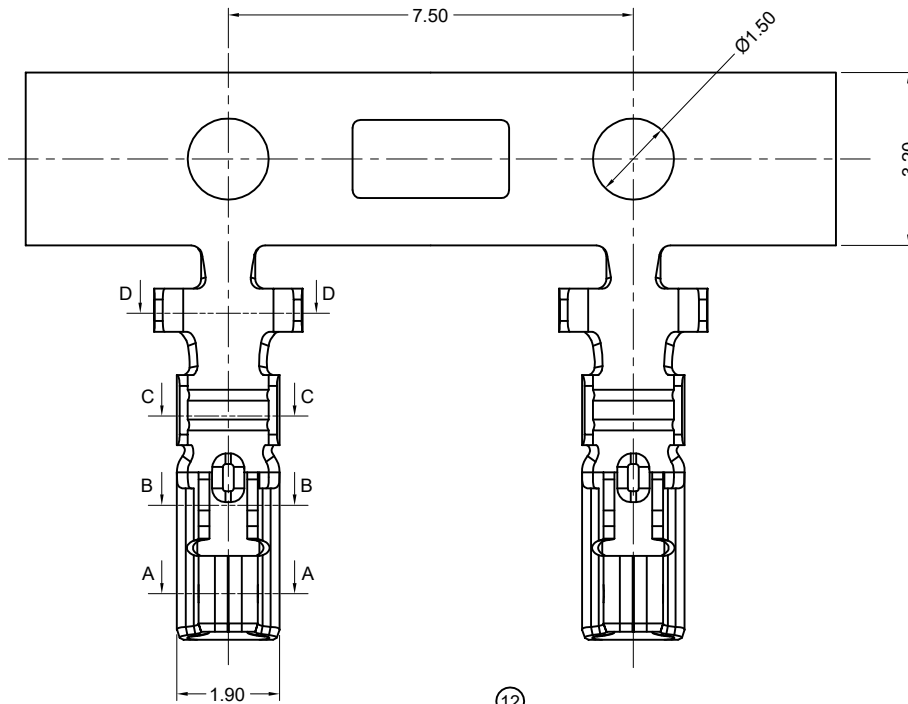
UNIT	SCALE	NUMBER	REV
MM	1:1		

DATE	OLD REV	NEW REV	ECN	DESCRIPTION	CHECK	APPROVAL

RoHS

WWW.ADZLCONN.COM

TEL:0769-82285488



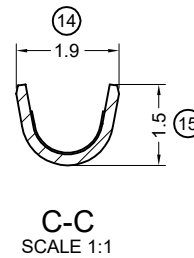
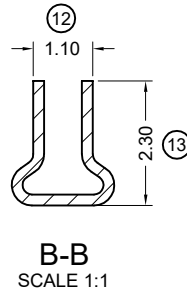
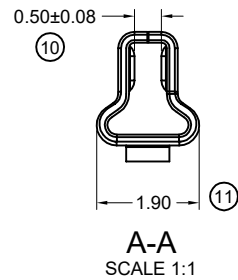
■ Specifications :

- Voltage rating:250V AC / DC
- Current rating:3A AC / DC
- Withstanding voltage:1000V AC/minute
- Temperature range:-40°C~+105°C
- Insulation resistance:≥1000MΩ
- Contact resistance:≤10mΩ
- After environmental testing:≤20mΩ

2508 T X-P SN1 X-X

① ② ③ ④ ⑤ ⑥ ⑦

- ① Series No.
- ② Category:T-Terminal
- ③ Shape:Blank-ordinary
- ④ Material:P-Phosphor bronze
- ⑤ Plating Style:SN1-Bright Tin Plating
- ⑥ Plating Method:  
Blank-Stamping before plating
- ⑦ Mold No./Mark/Special No.



2508T-PSN1	Phosphor Bronze	AWG#22-28	1.60mm(Max)	Stamping Before Plating:Ni 50u"Min ;Sn 100u"Min	2508H
PART NO	Material	Wire Range	Insulation O.D.	Finish	Used In ADZL Housing

				GENERAL TOLERANCE				东莞市思量连接器有限公司 DONGGUAN ADZL CONNECTORS CO.,LTD.				PART NO. 2508T-PSN1			
				.X ±0.30 .XX ±0.20 .XXX ±0.10								TITLE 2.50 mm Crimp Style connectors			
				PROJECT				APPROVAL Ken		CHECK Zhao Hong		DRAWN Allen		DATA 2017/06/23	
DATE	OLD REV	NEW REV	ECN	DESCRIPTION		CHECK	APPROVAL					UNIT MM	SCALE 1:1	NUMBER	REV

1 2 2 1 5 6 7 8