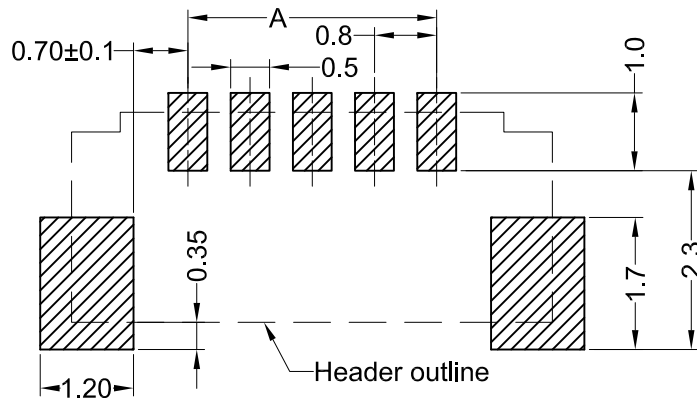
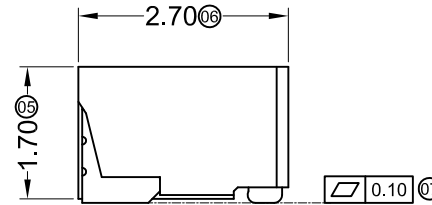
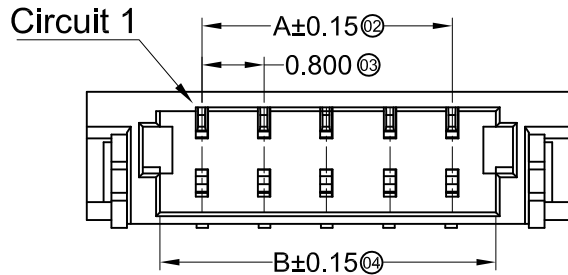


Specifications :

- Voltage rating: 30V AC / DC
- Current rating: 0.5A AC / DC
- Withstanding voltage: 200V AC/minute
- Temperature range: -25°C~+85°C
- Insulation resistance: ≥100MΩ
- Contact resistance: ≤20mΩ
- After environmental testing: ≤30mΩ

0800 W R S - XX X - XX XX XX
 (1) (2) (3) (4) (5) (6) (7) (8) (9)

- (1) Series No.
- (2) Category: W-wafer
- (3) Welding Board Angle: R-90°
- (4) Welding Way: S-SMT
- (5) Row No.-Pin No. XX-Single row
- (6) Plug the Pin & Special NO.: HF-Halogen free
- (7) Material: LP-LCP 94V-0 ; 4T-PA4T 94V-0
- (8) Planting Category: V01:All Gold-Flash ; SN-Bright tin plating
- (9) Color: Blank-natural color ; BK-black



Recommended P.C.B Layout
 General Tolerance ±0.05

Poles	Dimensions(mm)			Poles	Dimensions(mm)		
	A	B	C		A	B	C
02	0.80	1.90	3.78	12	8.80	9.90	11.78
03	1.60	2.70	4.58	13	9.60	10.70	12.58
04	2.40	3.50	5.38	14	10.40	11.50	13.38
05	3.20	4.30	6.18	15	11.20	12.30	14.18
06	4.00	5.10	6.98	16	12.00	13.10	14.98
07	4.80	5.90	7.78	17	12.80	13.90	15.78
08	5.60	6.70	8.58	18	13.60	14.70	16.58
09	6.40	7.50	9.38	19	14.40	15.50	17.38
10	7.20	8.30	10.18	20	15.20	16.30	18.18
11	8.00	9.10	10.98				

0800WRS-XX-4TV01BK	PA4T UL 94V-0 Black (Halogen-free)	Phosphor Bronze	Gold-Flash	Brass	Gold-Flash	0800H
0800WRS-XXHF-LPV01	LCP UL 94V-0 Halogen-free		Gold-Flash		Gold-Flash	
0800WRS-XXHF-LPSN			Tin-Plated		Tin-Plated	
PART NO	Material	Material(Pin)	Finish(Pin)	Material (Solder Tabs)	Finish (Solder Tabs)	Mates With ADZL Housing

GENERAL TOLERANCE


.X	±0.30
.XX	±0.20
.XXX	±0.10

 东莞市思量连接器有限公司
 DONGGUAN ADZL CONNECTORS CO.,LTD.

PART NO.
 0800WRS-XXHF-XXXX

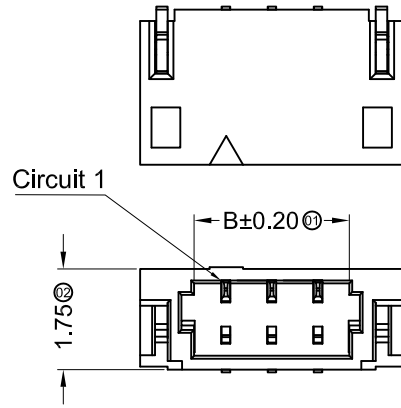
APPROVAL CHECK DRAWN DATA

TITLE
 0.80mm IDC Style Connectors

DATE	OLD REV	NEW REV	ECN	DESCRIPTION	CHECK	APPROVAL	PROJECT
							

Ken Zhao Hong Allen 2018/05/16

UNIT	SCALE	NUMBER	REV
MM	1:1	8	

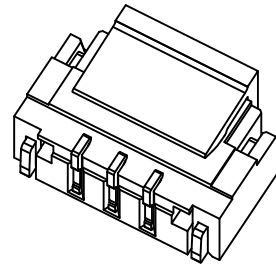
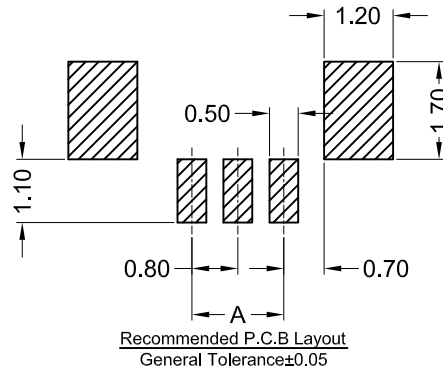
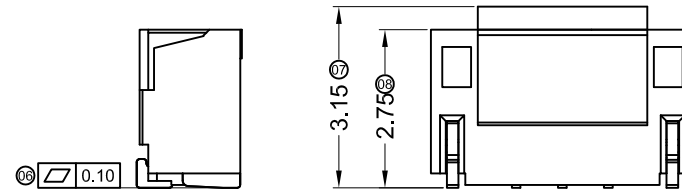
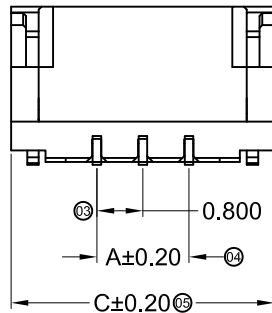


Specifications :

- Voltage rating: 30V AC / DC
- Current rating: 0.5A AC / DC
- Withstanding voltage: 200V AC/minute
- Temperature range: -25°C~+85°C
- Insulation resistance: ≥100MΩ
- Contact resistance: ≤20mΩ
- After environmental testing: ≤40mΩ
- Mates With ADZL Housing 0800H

0800 W V S-XX HF -LP XX XX
① ②③④ ⑤ ⑥ ⑦ ⑧ ⑨

- ① Series No
- ② Category: W-WAFER
- ③ Welding Board Angle: V-180°
- ④ Welding Way: S-SMT
- ⑤ Row No.-Pin No.: XX-Single Row
- ⑥ Special No.: HF-Halogen Free
- ⑦ Material: LP -LCP 94V-0
- ⑧ Plating Category: V01-All Gold Flash
SN-Bright Tin Plating
- ⑨ Color : Blank-Natural Color;BK-black



Poles	Dimensions (mm)			Poles	Dimensions (mm)		
	A	B	C		A	B	C
02	0.80	1.90	3.78	12	8.80	9.90	11.78
03	1.60	2.70	4.58	13	9.60	10.70	12.58
04	2.40	3.50	5.38	14	10.40	11.50	13.38
05	3.20	4.30	6.18	15	11.20	12.30	14.18
06	4.00	5.10	6.98	16	12.00	13.10	14.98
07	4.80	5.90	7.78	17	12.80	13.90	15.78
08	5.60	6.70	8.58	18	13.60	14.70	16.58
09	6.40	7.50	9.38	19	14.40	15.50	17.38
10	7.20	8.30	10.18	20	15.20	16.30	18.18
11	8.00	9.10	10.98				

0800WVS-XXHF-LPV01	LCP UL 94V-0	Phosphor Bronze	Gold-Flash	Phosphor Bronze	Gold-Flash
0800WVS-XXHF-LPSN			Tin-Plated		Tin-Plated
PART NO	Material	Material(Pin)	Finish(Pin)	Material (Solder Tabs)	Finish (Solder Tabs)

GENERAL TOLERANCE

.X	±0.30
.XX	±0.20
.XXX	±0.10

 东莞市思量连接器有限公司
DONGGUAN ADZL CONNECTORS CO.,LTD.

PART NO. 0800WVS-XXHF-LPXX

TITLE 0.80 mm IDC Style Connectors

APPROVAL CHECK DRAWN DATA

Ken Zhao Hong Allen 2017/08/17

UNIT	SCALE	NUMBER	REV
MM	1:1	8	

DATE	OLD REV	NEW REV	ECN	DESCRIPTION	CHECK	APPROVAL
------	---------	---------	-----	-------------	-------	----------

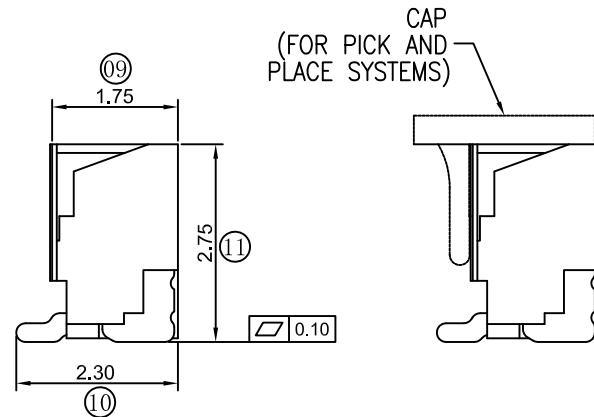
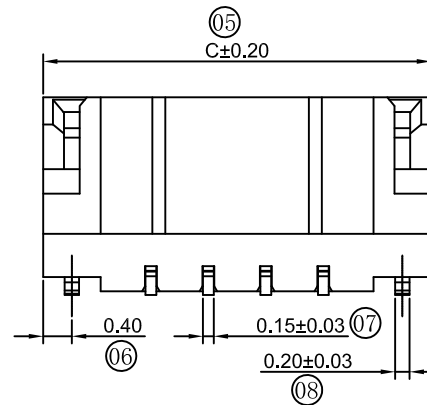
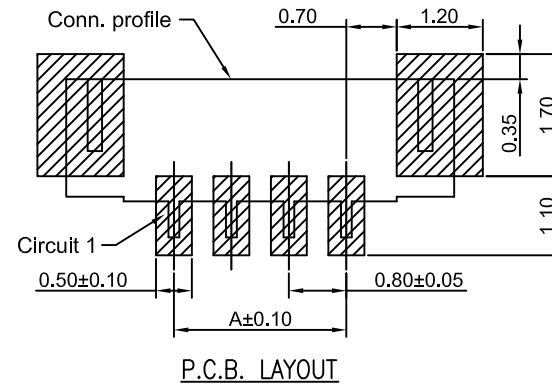
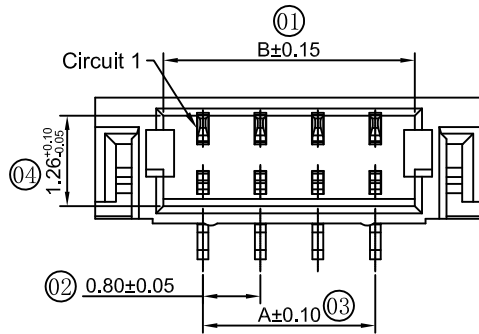
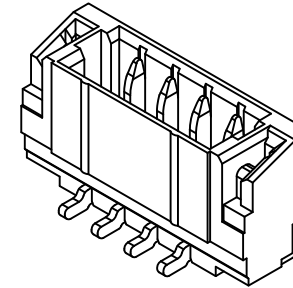
PROJECT 

■ Specifications :

- Voltage rating: 30V AC / DC
- Current rating: 0.5A AC / DC
- Withstanding voltage: 200V AC/minute
- Temperature range: -25°C~+85°C
- Insulation resistance: ≥100MΩ
- Contact resistance: ≤20mΩ
- After environmental testing: ≤40mΩ

0800 W V S-XX HF -LP XX XX - X
 ① ②③④⑤⑥⑦⑧⑨⑩

- ① Series No
- ② Category: W-WAFER
- ③ Welding Board Angle: V-180°
- ④ Welding Way: S-SMT
- ⑤ Row No.-Pin No.: XX-Single Row
- ⑥ Special No.: HF-Halogen Free
- ⑦ Material: LP-LCP 94V-0
- ⑧ Plating Category: V01-All Gold Flash
SW-Matte Tin Plating
- ⑨ Color : Blank-Natural Color BK-Black
- ⑩ Plug the Pin & Special No:B-B TYPE



CAP
(FOR PICK AND PLACE SYSTEMS)

Poles	Dimensions (mm)			Poles	Dimensions (mm)		
	A	B	C		A	B	C
02	0.80	1.90	3.80	12	8.80	9.90	11.80
03	1.60	2.70	4.60	13	9.60	10.70	12.60
04	2.40	3.50	5.40	14	10.40	11.50	13.40
05	3.20	4.30	6.20	15	11.20	12.30	14.20
06	4.00	5.10	7.00	16	12.00	13.10	15.00
07	4.80	5.90	7.80	17	12.80	13.90	15.80
08	5.60	6.70	8.60	18	13.60	14.70	16.60
09	6.40	7.50	9.40	19	14.40	15.50	17.40
10	7.20	8.30	10.20	20	15.20	16.30	18.20
11	8.00	9.10	11.00				

0800WVS-XXHF-LPV01-B	LCP UL 94V-0	Phosphor Bronze	Gold-Flash	Phosphor Bronze	Gold-Flash
0800WVS-XXHF-LPV01BK-B			Gold-Flash		Gold-Flash
0800WVS-XXHF-LPSWBK-B			Tin-Plated		Tin-Plated
PART NO	Material	Material(Pin)	Finish(Pin)	Material (Solder Tabs)	Finish (Solder Tabs)

GENERAL TOLERANCE
 .X ±0.30
 .XX ±0.20
 .XXX ±0.10

 东莞市思量连接器有限公司
 DONGGUAN ADZL CONNECTORS CO.,LTD.

PART NO. 0800WVS-XXHF-LPXX-B

TITLE 0.80 mm IDC Style Connectors

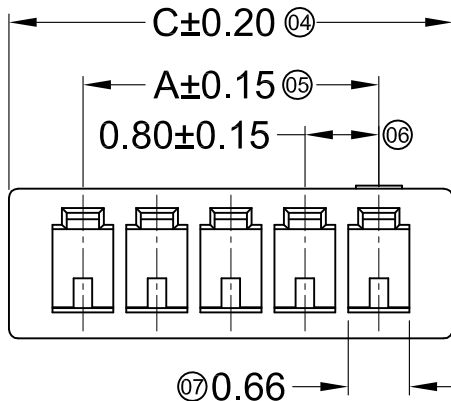
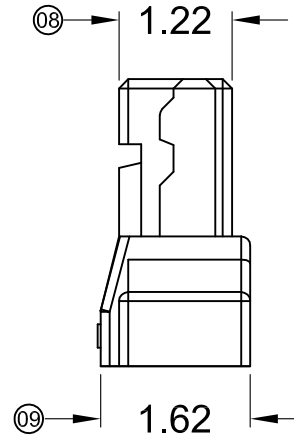
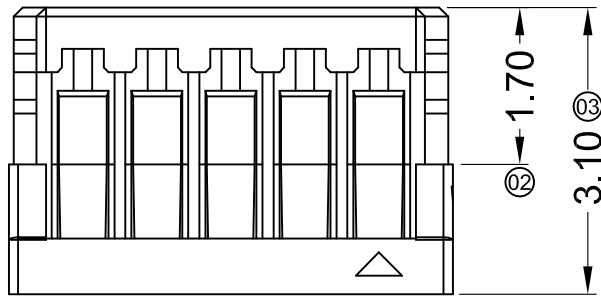
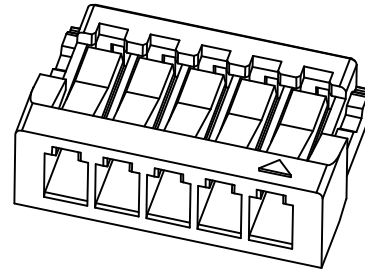
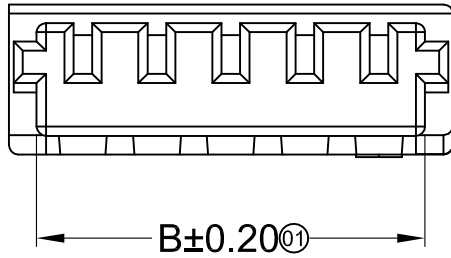
PROJECT 

APPROVAL CHECK DRAWN DATA

UNIT SCALE NUMBER REV
 MM 1:1

DATE OLD REV NEW REV ECN DESCRIPTION CHECK APPROVAL

Ken Zhao Hong Allen 2019/12/16



■ Specifications :

- Voltage rating: 30V AC / DC
- Current rating: 0.5A AC / DC
- Withstanding voltage: 200V AC/minute
- Temperature range: -25°C~+85°C
- Insulation resistance: $\geq 100M\Omega$
- Contact resistance: $\leq 20m\Omega$
- After environmental testing: $\leq 40m\Omega$

0800 H X - XX X -46 XX



① ② ③ ④ ⑤ ⑥ ⑦

- ① Series No.
- ② Category: H-HSG
- ③ Welding Board Angle: Blank-ordinary
- ④ Row No.-Pin No.: XX-Single row
- ⑤ Plug the Pin & special No. : Blank-Without Ears
- ⑥ Material : 46-PA46 94V-0
- ⑦ Color: Blank-natural color

Poles	Dimensions(mm)			Poles	Dimensions(mm)		
	A	B	C		A	B	C
02	0.80	1.80	2.40	12	8.80	9.80	10.40
03	1.60	2.60	3.20	13	9.60	10.60	11.20
04	2.40	3.40	4.00	14	10.40	11.40	12.00
05	3.20	4.20	4.80	15	11.20	12.20	12.80
06	4.00	5.00	5.60	16	12.00	13.00	13.60
07	4.80	5.80	6.40	17	12.80	13.80	14.40
08	5.60	6.60	7.20	18	13.60	14.60	15.20
09	6.40	7.40	8.00	19	14.40	15.40	16.00
10	7.20	8.20	8.80	20	15.20	16.20	16.80
11	8.00	9.00	9.60	22	16.80	17.80	17.60

0800H-XX-46	PA46 UL 94V-0	0800T	0800W
PART NO	Material	Suitable ADZL Terminal	Mates With ADZL Wafer

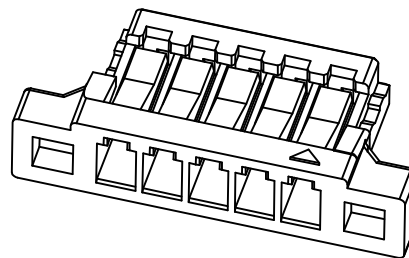
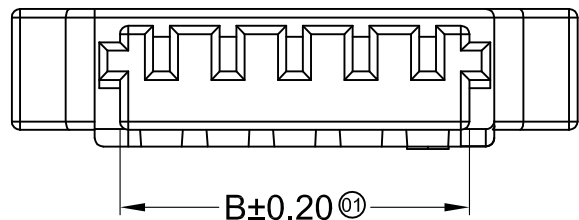
DATE	OLD REV	NEW REV	ECN	DESCRIPTION	CHECK	APPROVAL
1						
2						
3						
4						

GENERAL TOLERANCE	
.X	± 0.30
.XX	± 0.20
.XXX	± 0.10
PROJECT	
	

 东莞市思量连接器有限公司
DONGGUAN ADZL CONNECTORS CO.,LTD.

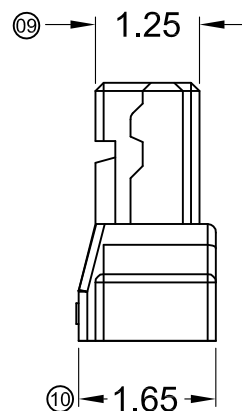
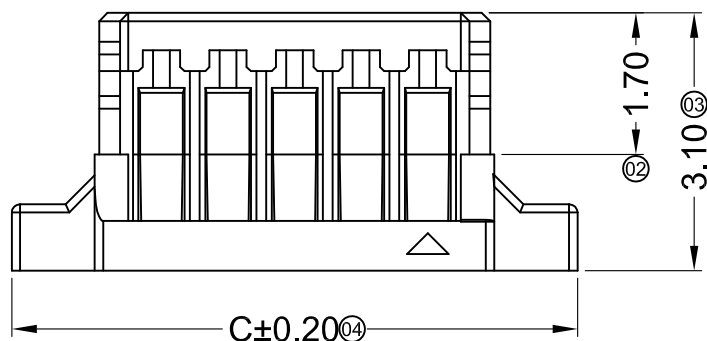
APPROVAL	CHECK	DRAWN	DATA
Ken	Zhao Hong	Allen	2018/06/30

PART NO.			
0800H-XX-46			
TITLE			
0.80mm Crimp Style Commtctors			
UNIT	SCALE	NUMBER	REV
MM	1:1	8	



Specifications :

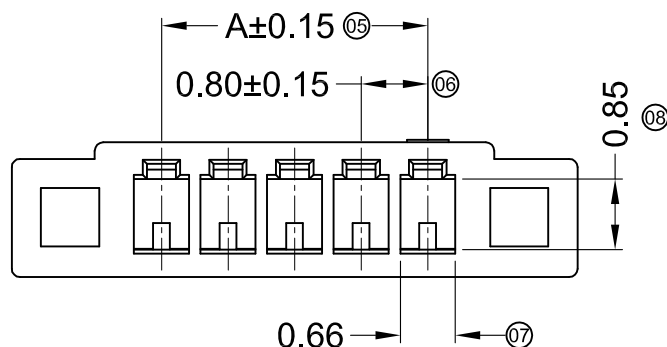
- Voltage rating: 30V AC / DC
- Current rating: 0.5A AC / DC
- Withstanding voltage: 200V AC/minute
- Temperature range: -25°C~+85°C
- Insulation resistance: ≥100MΩ
- Contact resistance: ≤20mΩ
- After environmental testing: ≤40mΩ



0800 H X - XX E -46 XX

① ② ③ ④ ⑤ ⑥ ⑦

- ① Series No.
- ② Category: H-HSG
- ③ Welding Board Angle: Blank-ordinary
- ④ Row No.-Pin No.: XX-Single row
- ⑤ Plug the Pin & special No. E-With Ears
- ⑥ Material : 46-PA46 94V-0
- ⑦ Color: Blank-natural color




Poles	Dimensions(mm)			Poles	Dimensions(mm)		
	A	B	C		A	B	C
02	0.80	1.80	4.40	12	8.80	9.80	12.40
03	1.60	2.60	5.20	13	9.60	10.60	13.20
04	2.40	3.40	6.00	14	10.40	11.40	14.00
05	3.20	4.20	6.80	15	11.20	12.20	14.80
06	4.00	5.00	7.60	16	12.00	13.00	15.60
07	4.80	5.80	8.40	17	12.80	13.80	16.40
08	5.60	6.60	9.20	18	13.60	14.60	17.20
09	6.40	7.40	10.00	19	14.40	15.40	18.00
10	7.20	8.20	10.80	20	15.20	16.20	18.80
11	8.00	9.00	11.60	22	16.80	17.80	19.60

0800H-XXE-46	PA46 UL 94V-0	0800T-PXX	0800W
PART NO	Material	Suitable ADZL Terminal	Mates With ADZL Wafer

DATE	OLD REV	NEW REV	ECN	DESCRIPTION	CHECK	APPROVAL

GENERAL TOLERANCE
.X ±0.30
.XX ±0.20
.XXX ±0.10

PROJECT 

 东莞市思量连接器有限公司
DONGGUAN ADZL CONNECTORS CO.,LTD.

APPROVAL	CHECK	DRAWN	DATA
Ken	Zhao Hong	Allen	2018/06/30

PART NO. 0800H-XXE-46

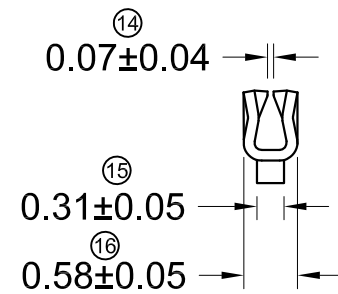
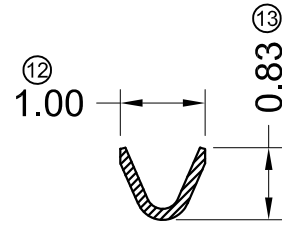
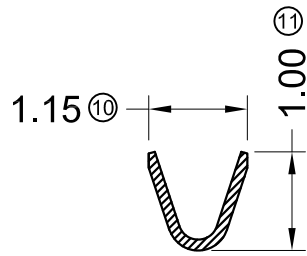
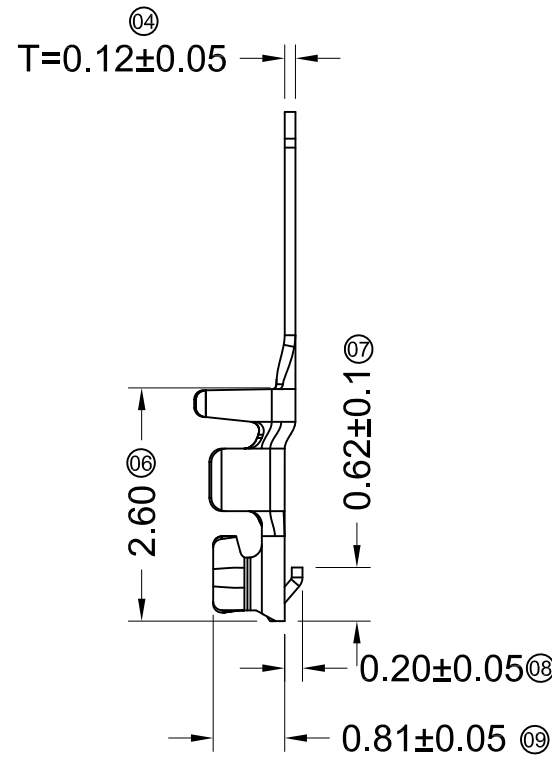
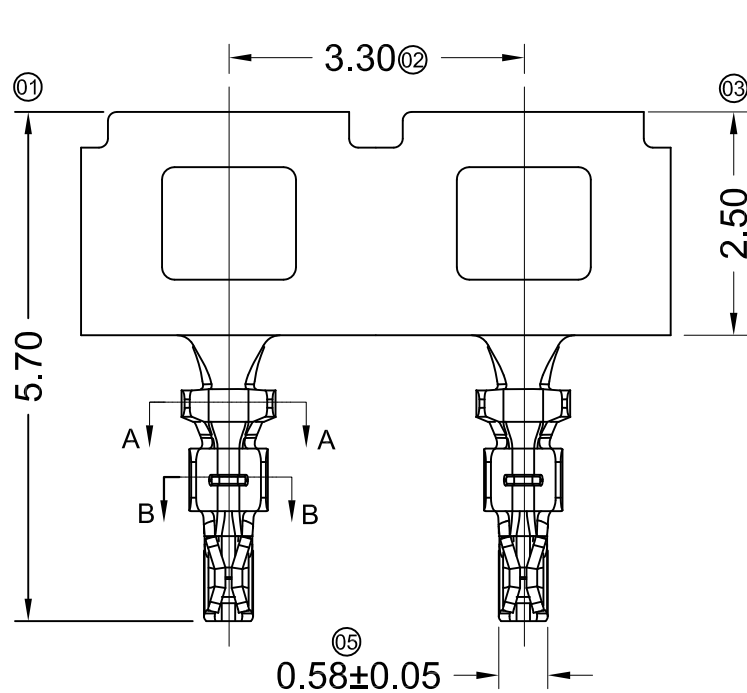
TITLE 0.80mm Crimp Style Commtctors

UNIT MM	SCALE 1:1	NUMBER 8	REV
---------	-----------	----------	-----

RoHS

WWW.ADZLCONN.COM

TEL:0769-82285488



■ Specifications :

- Voltage rating: 30V AC / DC
- Current rating: 0.5A AC / DC
- Withstanding voltage: 200V AC/minute
- Temperature range: -40°C~+105°C
- Insulation resistance:≥100MΩ
- Contact resistance: ≤20mΩ
- After environmental testing: ≤40mΩ
- Wire Range:AWG#32、AWG#30
- Insulation O.D:0.60mm(Max)
- Used In ADZL Housing:0800H

0800 T X - P XXX X - X
 ① ② ③ ④ ⑤ ⑥ ⑦

- ① Series No
- ② Category: T-terminal
- ③ Shape: Blank-ordinary
- ④ Material: P-Phosphor bronze
- ⑤ Plating Code: SN-Bright tin plating
V01-Gold Flash
- ⑥ Plating method:
Blank-Stamping before plating
- ⑦ Mold No./Mark/Special No.

					GENERAL TOLERANCE .X ±0.30 .XX ±0.20 .XXX ±0.10 X.° ±2°				东莞市思量连接器有限公司 DONGGUAN ADZL CONNECTORS CO.,LTD.				PART NO. 0800T-PXX				
					PROJECT 				APPROVAL Ken CHECK Wisely He DRAWN Allen DATE 2022.05.15				TITLE 0.8mm Crimp Style Connectors				
DATE	REV	ECN NO.	DESCRIPTION	MODIFY	APPROVAL							UNIT	SCALE	SHEET	REV	NUMBER	
1		2										mm	1:1	1/1	A	A-000	