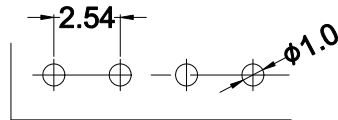
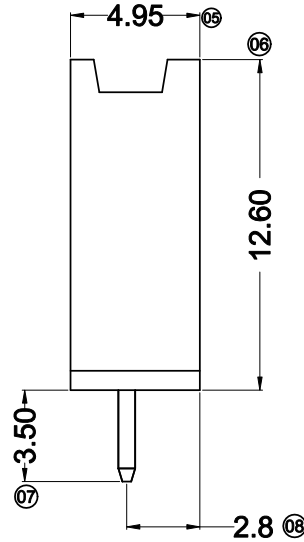
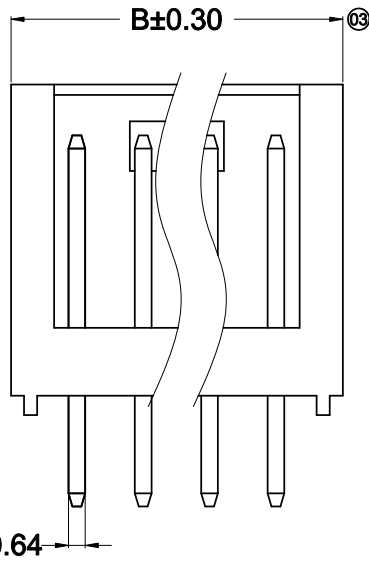
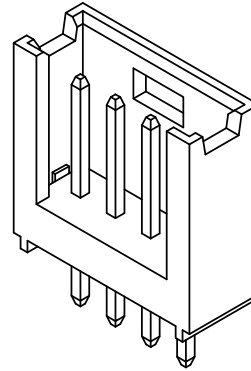
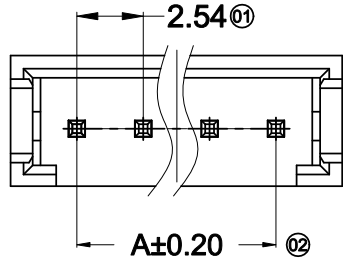


RoHS

WWW. ADZLCONN. COM

TEL:0769-82285488



Recommended P.C.B Layout
General Tolerance±0.05

■ Specifications :

- Voltage rating: 250V AC / DC
- Current rating: 3A AC / DC
- Withstanding voltage: 800V AC/minute
- Temperature range: -25°C~+85°C
- Insulation resistance: ≥1000MΩ
- Contact resistance: ≤10mΩ
- After environmental testing: ≤20mΩ
- Mates With ADZL Housing: 2530H-XX-XX

2530 W V XX- XX X-PTSN XX

① ② ③ ④ ⑤ ⑥ ⑦ ⑧ ⑨

- ① Series No.
- ② Category: W-wafer
- ③ Welding Board Angle: V-Stright 180°
- ④ Welding Way: Blank-DIP
- ⑤ Row No.-Pin No.: XX-Single row (02~22P)
- ⑥ Special NO.:
- ⑦ Material: PT-PBT 94V-0
- ⑧ Planting Category: SN-Bright tin plating;V01-Gold Flash
- ⑨ Color: Blank-Black;RE-Red;WH-White

Poles	Dimensions(mm)		Poles	Dimensions(mm)	
	A	B		A	B
02	2.54	7.70	13	30.48	35.60
03	5.08	10.20	14	33.02	38.10
04	7.62	12.70	15	35.56	40.70
05	10.16	15.20	16	38.10	43.20
06	12.70	17.80	17	40.64	45.70
07	15.24	20.30	18	43.18	48.20
08	17.78	22.90	19	45.72	50.70
09	20.32	25.40	20	48.26	53.20
10	22.86	28.00	22	53.34	58.50
11	25.40	30.50			
12	27.94	33.10			

GENERAL TOLERANCE
.X ±0.30
.XX ±0.20
.XXX ±0.10

ADZL 东莞市思量连接器有限公司
DONGGUAN ADZL CONNECTORS CO.,LTD.

PART NO.
2530WV-XX-PTSNXX

TITLE
2.54mm Crimp Style Connectors

PROJECT
PROJECT SYMBOL

APPROVAL	CHECK	DRAWN	DATA
Ken	Zhao Hong	Allen	2017/03/17

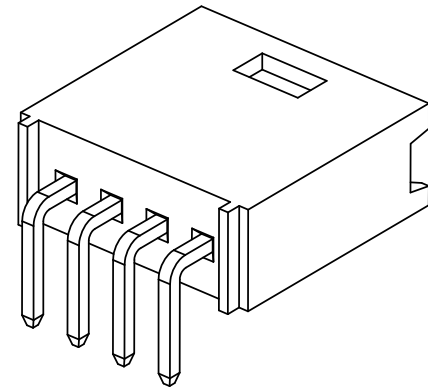
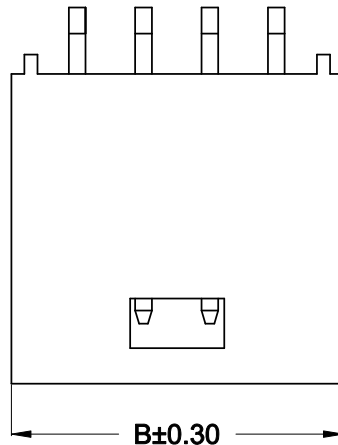
UNIT	SCALE	NUMBER	REV
MM	1:1	8	

DATE	OLD REV	NEW REV	ECN	DESCRIPTION	CHECK	APPROVAL
1			2			

RoHS

WWW.ADZLCONN.COM

TEL:0769-82285488



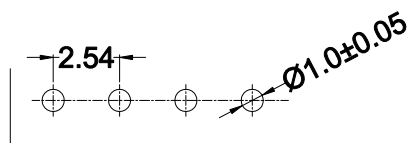
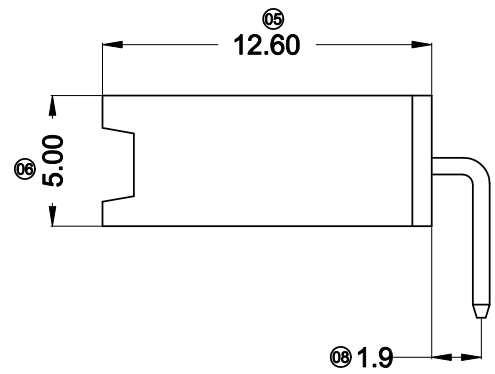
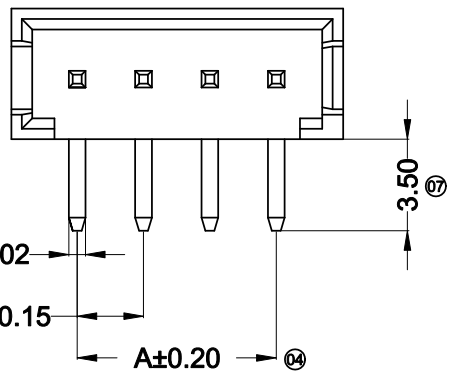
■ Specifications :

- Voltage rating: 250V AC / DC
- Current rating: 3A AC / DC
- Withstanding voltage: 800V AC/minute
- Temperature range: -25°C~+85°C
- Insulation resistance: ≥1000MΩ
- Contact resistance: ≤10mΩ
- After environmental testing: ≤20mΩ
- Mates With ADZL Housing :2530H-XX-XX

2530 W R XX- XX X-PTSN XX

① ② ③ ④ ⑤ ⑥ ⑦ ⑧ ⑨

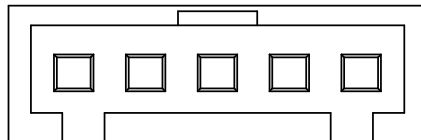
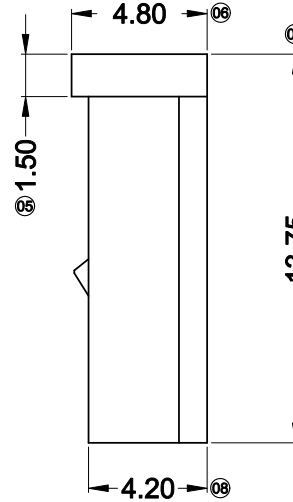
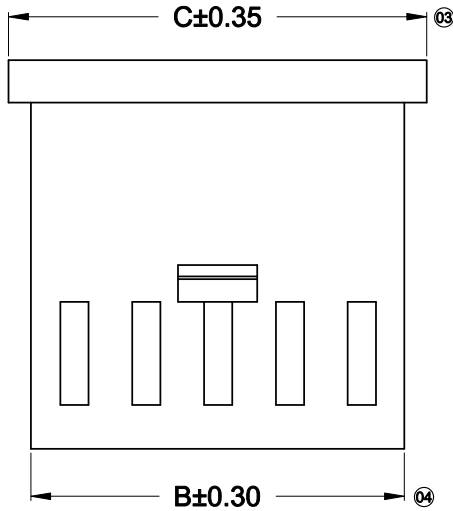
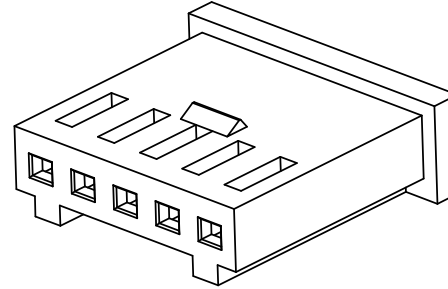
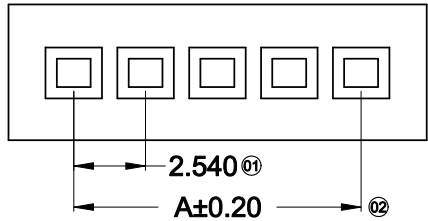
- ① Series No.
- ② Category: W-wafer
- ③ Welding Board Angle: R-Right Angle 90°
- ④ Welding Way: Blank-DIP
- ⑤ Row No.-Pin No.: XX-Single row (02~22P)
- ⑥ Special NO.:
- ⑦ Material: PT-PBT 94V-0
- ⑧ Planting Category: SN-Bright tin plating;V01-Gold Flash
- ⑨ Color: Blank-Black;RE-Red;WH-White



Recommended P.C.B Layout
General Tolerance±0.05

Poles	Dimensions(mm)		Poles	Dimensions(mm)	
	A	B		A	B
02	2.54	7.70	12	27.94	33.10
03	5.08	10.20	13	30.48	35.60
04	7.62	12.70	14	33.02	38.10
05	10.16	15.20	15	35.56	40.70
06	12.70	17.80	16	38.10	43.20
07	15.24	20.30	17	40.64	45.70
08	17.78	22.90	18	43.18	48.20
09	20.32	25.40	19	45.72	50.70
10	22.86	28.00	20	48.26	53.20
11	25.40	30.50	22	53.34	58.50

							GENERAL TOLERANCE		东莞市思量连接器有限公司 DONGGUAN ADZL CONNECTORS CO.,LTD.				PART NO. 2530WR-XX-PTSNXX			
							.X ±0.30 .XX ±0.20 .XXX ±0.10						TITLE 2.54mm Crimp Style Connectors			
DATE	OLD REV	NEW REV	ECN	DESCRIPTION	CHECK	APPROVAL	PROJECT	APPROVAL	CHECK	DRAWN	DATA	UNIT MM	SCALE 1:1	NUMBER	REV	
							Ken	Zhao Hong	Allen	2017/05/03						



■ Specifications :

- Voltage rating: 250V AC / DC
- Current rating: 3A AC / DC
- Withstanding voltage: 800V AC/minute
- Temperature range: -25°C~+85°C
- Insulation resistance: ≥1000MΩ
- Contact resistance: ≤10mΩ
- After environmental testing: ≤20mΩ


2530 H X-XX X-PT XX

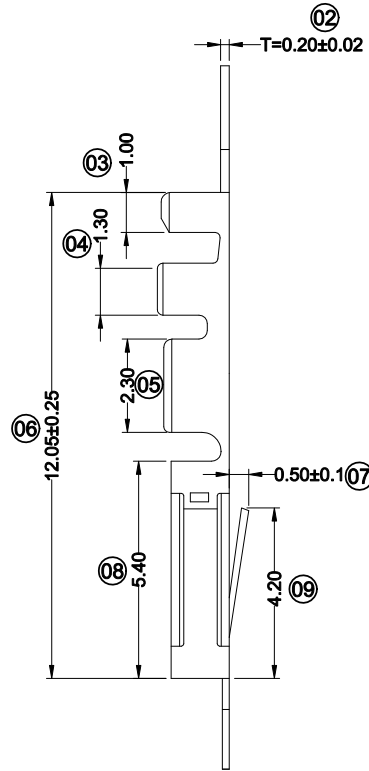
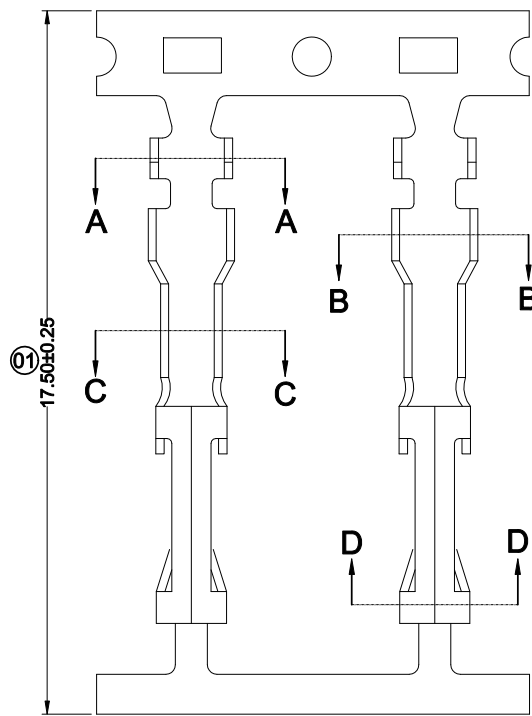
(01) (02) (03) (04) (05) (06) (07)

- (01) Series No.
- (02) Category: H-HSG
- (03) Welding Board Angle: Blank-ordinary
- (04) Row No.-Pin No.: XX-Single Row(02~22P)
- (05) Plug the Pin & special No.
- (06) Material: PT-PBT 94V-0
- (07) Color: Blank-Natural Color

Poles	Dimensions(mm)			Poles	Dimensions(mm)		
	A	B	C		A	B	C
02	2.54	5.60	7.10	13	30.48	33.54	35.04
03	5.08	8.14	9.64	14	33.02	36.08	37.58
04	7.62	10.68	12.18	15	35.56	38.62	40.12
05	10.16	13.22	14.72	16	38.10	41.16	42.66
06	12.70	15.76	17.26	17	40.64	43.70	45.20
07	15.24	18.30	19.80	18	43.18	46.24	47.74
08	17.78	20.84	22.34	19	45.72	48.78	50.28
09	20.32	23.84	24.88	20	48.26	51.32	52.82
10	22.86	25.92	27.42	21	50.80	53.86	55.36
11	25.40	28.46	29.96	22	53.34	56.40	57.90
12	27.94	31.00	32.50				

2530H-XX-PT	PBT UL 94V-0	2530T	2530W
PART NO	Material	Suitable ADZL Terminal	Mates With ADZL Wafer

							GENERAL TOLERANCE	 东莞市思量连接器有限公司 DONGGUAN ADZL CONNECTORS CO.,LTD.				PART NO. 2530H-XX-PT			
							X ±0.30					TITLE 2.54mm Crimp Style Connectors			
							.XX ±0.20	APPROVAL	CHECK	DRAWN	DATA				
							.XXX ±0.10	Ken	Zhao Hong	Allen	2017/05/03	UNIT MM	SCALE 1:1	NUMBER	REV
DATE	OLD REV	NEW REV	ECN	DESCRIPTION	CHECK	APPROVAL	PROJECT								

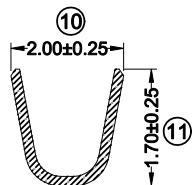


■ Specifications :

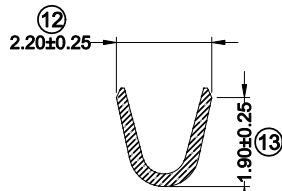
- Voltage rating: 250V AC / DC
- Current rating: 3A AC / DC
- Withstanding voltage: 800V AC/minute
- Temperature range: -25°C~+85°C
- Insulation resistance: ≥1000MΩ
- Contact resistance: ≤10mΩ
- After environmental testing: ≤20mΩ

2530 T F-P SN X-X

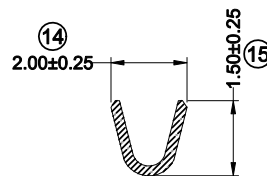
- ① ② ③ ④ ⑤ ⑥ ⑦
- ① Series Number
 - ② Category: T-terminal
 - ③ Shape: F-female
 - ④ Material: P-Phosphor Bronze
 - ⑤ Plating style: V**-All Gold-Plated
*01-Gold Flash ; *02-2U" ; *03-3U" ; *05-5U"
*10-10U" ; *15-15U" ; *30-30U" ; *50-50U"
SN-Bright tin plating 70-120U"
SW-Fog Tin plating
0-No plating material
 - ⑥ Plating method: Blank-Stamping before plating
 - ⑦ Mold No./Mark/Special No.



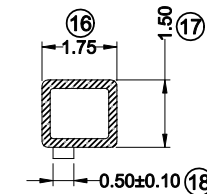
SECTION A-A
SCALE 1 : 1



SECTION B-B
SCALE 1 : 1



SECTION C-C
SCALE 1 : 1



SECTION D-D
SCALE 1 : 1

2530TF-PSN	Phosphor Bronze	AWG#22-26	1.0mm(Max)	Stamping Before Plating:30u" Ni;70u"Sn	2530H
PART NO	Material	Wire Range	Insulation O.D.	Finish	Used In ADZL Housing

GENERAL TOLERANCE	
.X	±0.30
.XX	±0.20
.XXX	±0.10

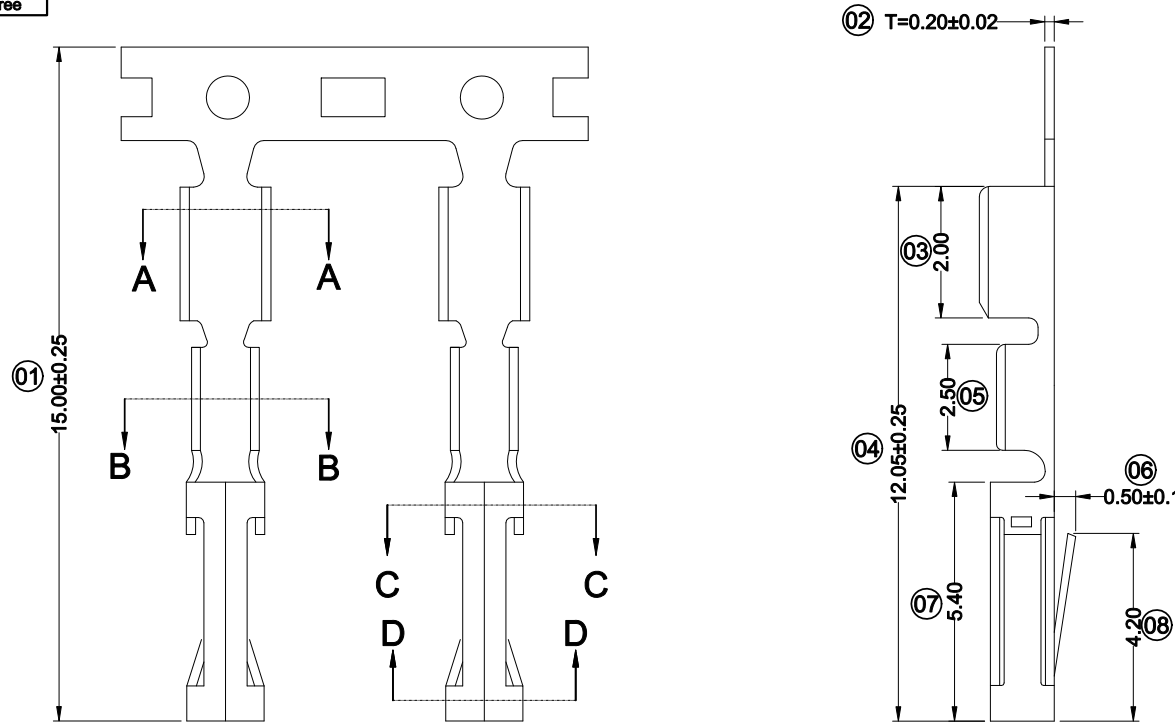
东莞市思量连接器有限公司
DONGGUAN ADZL CONNECTORS CO.,LTD.

PART NO. 2530TF-PSN			
TITLE 2.54 mm Crimp Style Connectors			
UNIT MM	SCALE 1 : 1	NUMBER 8	REV

PROJECT	
---------	--

APPROVAL	CHECK	DRAWN	DATA
Ken	Zhao Hong	Allen	2017/05/03

DATE	OLD REV	NEW REV	ECN	DESCRIPTION	CHECK	APPROVAL
1			2			4



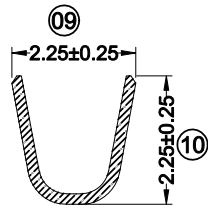
■ Specifications :

- Voltage rating: 250V AC / DC
- Current rating: 3A AC / DC
- Withstanding voltage: 800V AC/minute
- Temperature range: -25°C~+85°C
- Insulation resistance: ≥1000MΩ
- Contact resistance: ≤10mΩ
- After environmental testing: ≤20mΩ

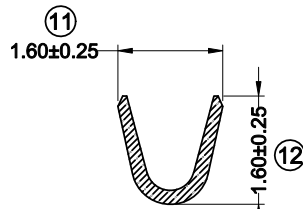
2530 T F-P SN X-A

① ② ③ ④ ⑤ ⑥ ⑦

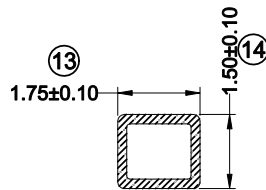
- ① Series Number
- ② Category: T-terminal
- ③ Shape: F-female
- ④ Material: P-Phosphor Bronze
- ⑤ Plating style: SN-Bright tin plating
- ⑥ Plating method: Blank-Stamping before plating
- ⑦ Mold No./Mark/Special No.: A-Single strip



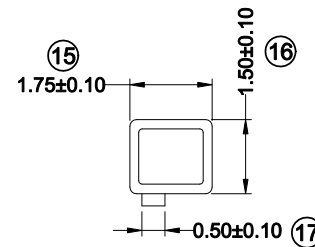
SECTION A-A
SCALE 1 : 1



SECTION B-B
SCALE 1 : 1



SECTION C-C
SCALE 1 : 1



SECTION D-D
SCALE 1 : 1

2530TF-PSN-A	Phosphor Bronze	AWG#22-26	1.55mm(Max)	Stamping Before Plating:30u" Ni;70u"Sn	2530H
PART NO	Material	Wire Range	Insulation O.D.	Finish	Used In ADZL Housing

GENERAL TOLERANCE

.X	±0.30
.XX	±0.20
.XXX	±0.10

东莞市思量连接器有限公司
DONGGUAN ADZL CONNECTORS CO.,LTD.

APPROVAL	CHECK	DRAWN	DATA
Ken	Zhao Hong	Allen	2017/05/03

PART NO. 2530TF-PSN-A

TITLE 2.54 mm Crimp Style Connectors

UNIT	SCALE	NUMBER	REV
MM	1 : 1	8	

DATE	OLD REV	NEW REV	ECN	DESCRIPTION	CHECK	APPROVAL	PROJECT