

Specifications :

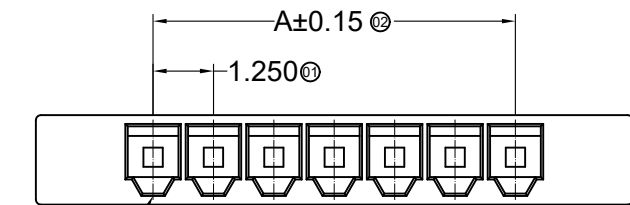
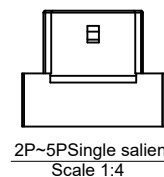
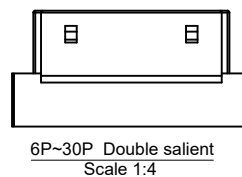
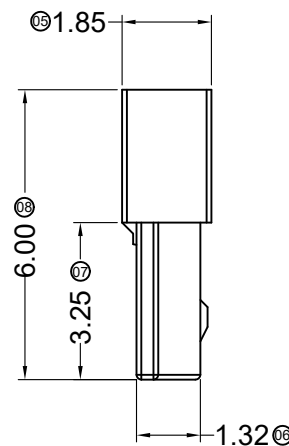
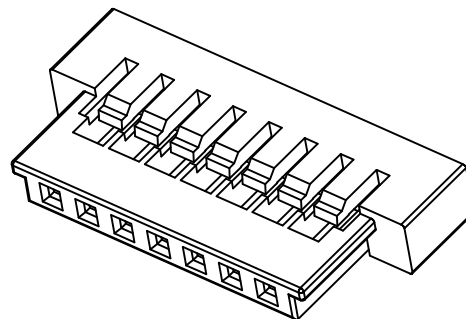
- Voltage rating: 200V AC / DC
- Current rating: 1A AC / DC
- Withstanding voltage: 500V AC/minute
- Temperature range: -25°C~+85°C
- Insulation resistance: ≥100MΩ
- Contact resistance: ≤40mΩ
- After environmental testing: ≤80mΩ

1255 H X-1*XX X-N0 XX HF
 ① ② ③ ④ ⑤ ⑥ ⑦ ⑧

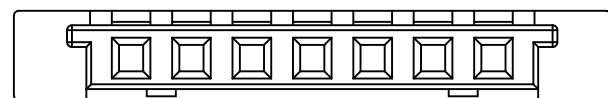
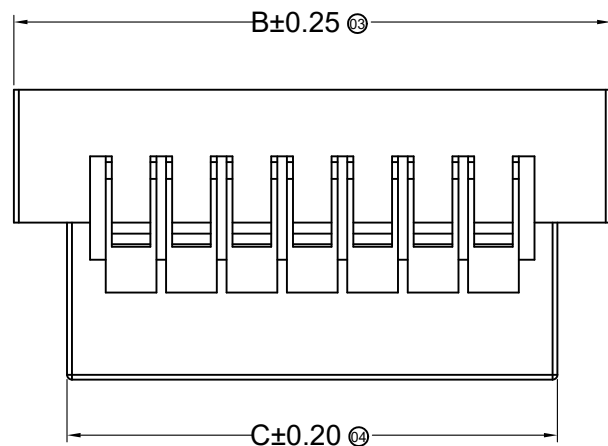
- ① Series No.
- ② Category: H-HSG
- ③ Welding Board Angle: Blank-ordinary
- ④ Row No.-Pin No.: 1*XX-1*02P~1*30P
- ⑤ Plug the Pin & special No.:
- ⑥ Material: N0-PA66 94V-0
- ⑦ Color: Blank-natural color
- ⑧ Whether containing halogen: HF-Halogen free

Poles	Dimensions(mm)			Poles	Dimensions(mm)		
	A	B	C		A	B	C
02	1.25	6.10	3.90	11	12.50	17.35	15.15
03	2.50	7.35	5.15	12	13.75	18.60	16.40
04	3.75	8.60	6.40	13	15.00	19.85	17.65
05	5.00	9.85	7.65	14	16.25	21.10	18.90
06	6.25	11.10	8.90	15	17.50	22.35	20.15
07	7.50	12.35	10.15	16	18.75	23.60	21.40
08	8.75	13.60	11.40	20	23.75	28.60	26.40
09	10.00	14.85	12.65	25	30.00	34.85	32.65
10	11.25	16.10	13.90	30	36.25	41.10	38.90

1255H-1*XX-N0HF	PA66 UL 94V-0 Halogen Free	1255T	1255W
1255H-1*XX-N0	PA66 UL 94V-0		
PART NO	Material	Suitable ADZL Terminal	Mates With ADZL Wafer



Circuit 1

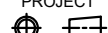


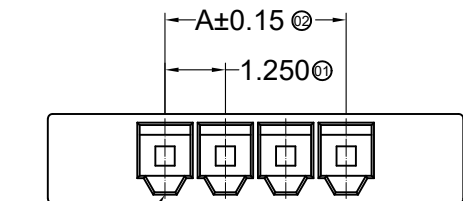
GENERAL TOLERANCE
 .X ±0.30
 .XX ±0.20
 .XXX ±0.10

 东莞市思量连接器有限公司
 DONGGUAN ADZL CONNECTORS CO.,LTD.

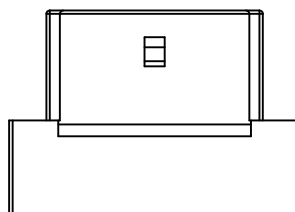
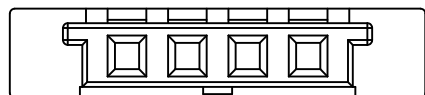
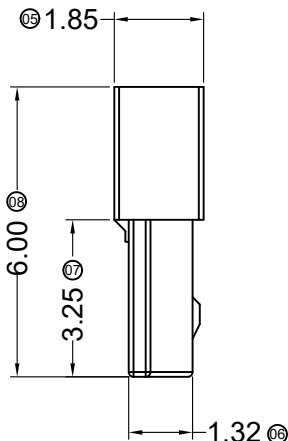
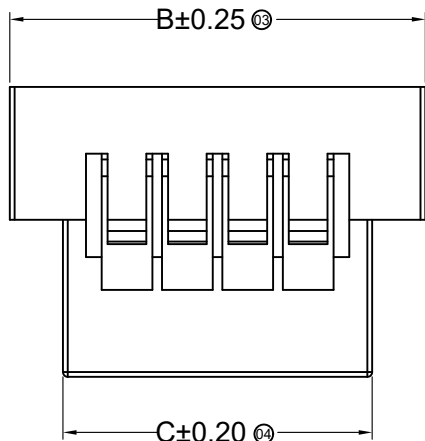
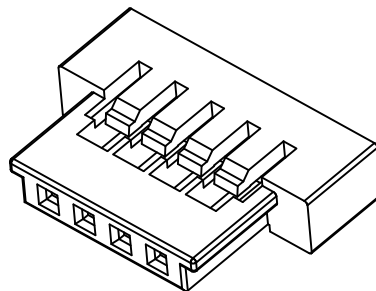
APPROVAL	CHECK	DRAWN	DATA
Ken	Zhao Hong	Allen	2018/05/09

PART NO. 1255H-1*XX-N0			
TITLE 1.25mm Crimp Style Connectors			
UNIT MM	SCALE 1:1	NUMBER	REV

DATE	OLD REV	NEW REV	ECN	DESCRIPTION	CHECK	APPROVAL	PROJECT
							



Circuit 1



2P~5P Single Salient
Scale 1:7

■ Specifications :

- Voltage rating: 200V AC / DC
- Current rating: 1A AC / DC
- Withstanding voltage: 500V AC/minute
- Temperature range: -25°C~+85°C
- Insulation resistance: ≥100MΩ
- Contact resistance: ≤40mΩ
- After environmental testing: ≤80mΩ

1255 H X-1*XX A-N0 XX HF
① ②③ ④ ⑤ ⑥ ⑦ ⑧

- ① Series No.
- ② Category: H-HSG
- ③ Welding Board Angle: Blank-ordinary
- ④ Row No.-Pin No.: 1*XX-1*04P~1*06P
- ⑤ Plug the Pin & special No.: A-Double salient
- ⑥ Material: N0-PA66 94V-0
- ⑦ Color: Blank-natural color
- ⑧ Whether containing halogen: HF-Halogen free

Poles	Dimensions(mm)		
	A	B	C
04	3.75	8.60	6.40
05	5.00	9.85	7.65

		1255T	1255W
1255H-1*XXA-N0	PA66 UL 94V-0		
PART NO	Material	Suitable ADZL Terminal	Mates With ADZL Wafer

				2.Change the Part No			
DATE	OLD REV	NEW REV	ECN	DESCRIPTION	CHECK	APPROVAL	

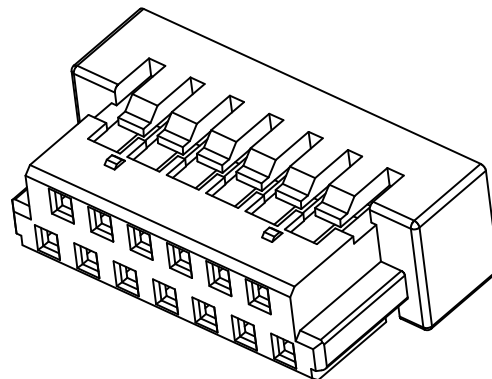
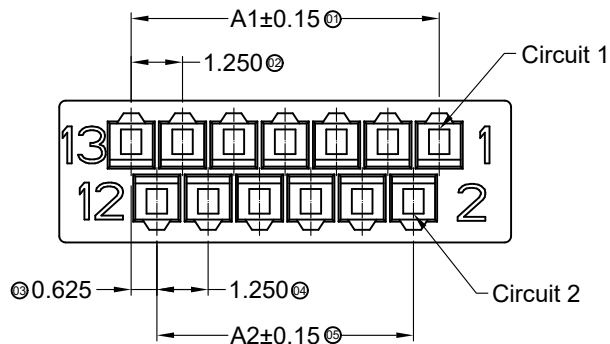
GENERAL TOLERANCE
.X ±0.30
.XX ±0.20
.XXX ±0.10



 东莞市思量连接器有限公司
DONGGUAN ADZL CONNECTORS CO.,LTD.

APPROVAL	CHECK	DRAWN	DATA
Ken	Zhao Hong	Allen	2018/05/09

PART NO. 1255H-1*XXA-N0			
TITLE 1.25mm Crimp Style Connectors			
UNIT MM	SCALE 1:1	NUMBER	REV

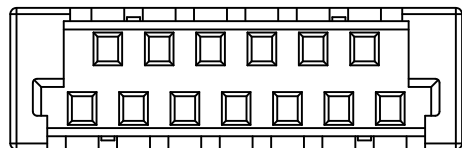
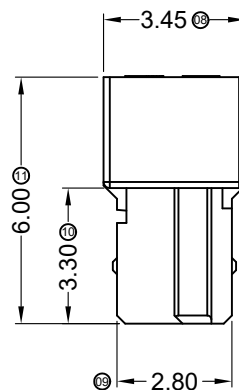
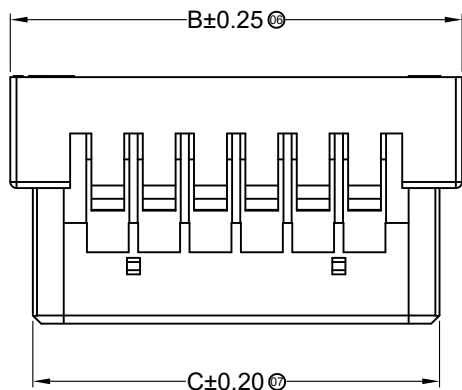


Specifications :

- Voltage rating: 200V AC / DC
- Current rating: 1A AC / DC
- Withstanding voltage: 500V AC/minute
- Temperature range: -25°C~+85°C
- Insulation resistance: $\geq 100M\Omega$
- Contact resistance: $\leq 40m\Omega$
- After environmental testing: $\leq 80m\Omega$

1255 H X-XX X-N0 XX
① ② ③ ④ ⑤ ⑥ ⑦



- ① Series No.
- ② Category: H-HSG
- ③ Welding Board Angle: Blank-ordinary
- ④ Row No.-Pin No.: XX-05P~41P
- ⑤ Plug the Pin & special No.
- ⑥ Material: N0-PA66 94V-0
- ⑦ Color: Blank-Natural Color Black



Poles	Dimensions (mm)			
	A1	A2	B	C
05	2.50	1.25	6.00	4.90
07	3.75	2.50	7.25	6.15
09	5.00	3.75	8.50	7.40
11	6.25	5.00	9.75	8.65
13	7.50	6.25	11.00	9.90
15	8.75	7.50	12.25	11.15
17	10.00	8.75	13.50	12.40
19	11.25	10.00	14.75	13.65
21	12.50	11.25	16.00	14.90
31	18.75	17.50	22.25	21.15
41	25.00	23.75	28.50	27.40

1255H-XX-N0	PA66 UL 94V-0	1255T	1255W
PART NO	Material	Suitable ADZL Terminal	Mates With ADZL Wafer

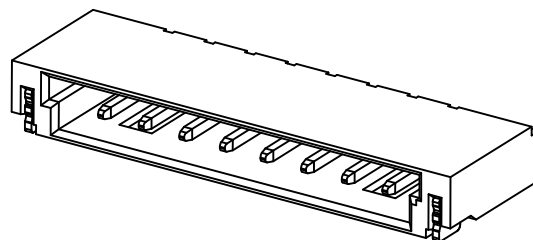
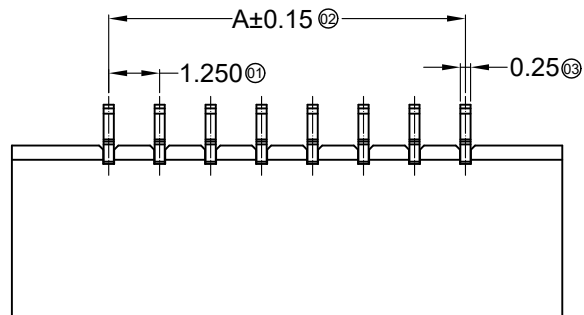
DATE	OLD REV	NEW REV	ECN	DESCRIPTION	CHECK	APPROVAL

GENERAL TOLERANCE	
.X	± 0.30
.XX	± 0.20
.XXX	± 0.10
PROJECT	
	



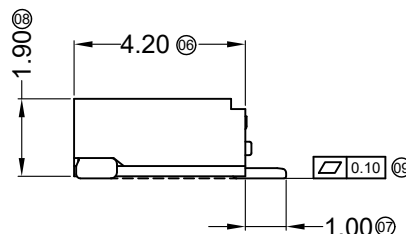
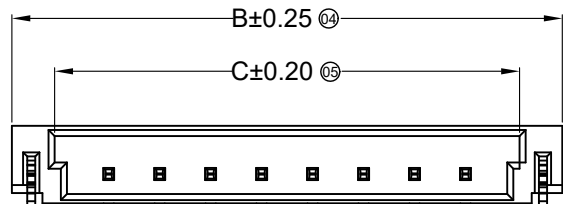
APPROVAL	CHECK	DRAWN	DATA
Ken	Zhao Hong	Allen	2019/05/09

PART NO. 1255H-XX-N0			
TITLE 1.25mm Crimp Style Connectors			
UNIT MM	SCALE 1:1	NUMBER	REV



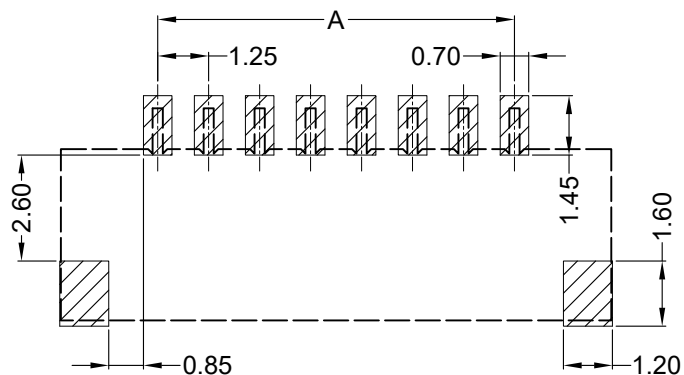
Specifications :

- Voltage rating: 200V AC / DC
- Current rating: 1A AC / DC
- Withstanding voltage: 500V AC/minute
- Temperature range: -25°C~+85°C
- Insulation resistance: ≥100MΩ
- Contact resistance: ≤40mΩ
- After environmental testing: ≤80mΩ

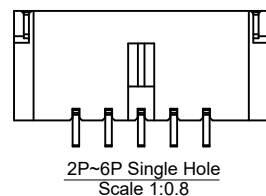
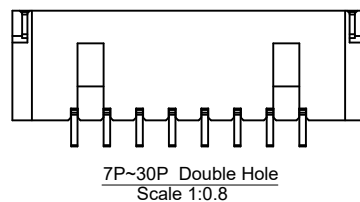


1255 W R S-1*XX X-LP XX XX
① ② ③ ④ ⑤ ⑥ ⑦ ⑧ ⑨

- ① Series No.
- ② Category: W-wafer
- ③ Welding Board Angle: R- Right Angle 90°
- ④ Welding Way: S-SMT
- ⑤ Row No.-Pin No.: 1*XX-02P~15P; 20P; 25P; 30P
- ⑥ Plug the Pin & Special No.:
- ⑦ Material: LP-LCP 94V-0
- ⑧ Planting Category: V01-Gold Flash; SW-Fog Tin plating
- ⑨ Color: Blank-natural color




Recommended P.C.B Layout
General Tolerance±0.05




Poles	Dimensions(mm)			Poles	Dimensions(mm)		
	A	B	C		A	B	C
02	1.25	6.00	3.90	11	12.50	17.25	15.15
03	2.50	7.25	5.15	12	13.75	18.50	16.40
04	3.75	8.50	6.40	13	15.00	19.75	17.65
05	5.00	9.75	7.65	14	16.25	21.00	18.90
06	6.25	11.00	8.90	15	17.50	22.25	20.15
08	8.75	13.50	11.40	20	23.75	28.50	26.40
09	10.00	14.75	12.65	25	30.00	34.75	32.65
10	11.25	16.00	13.90	30	36.25	41.00	38.90

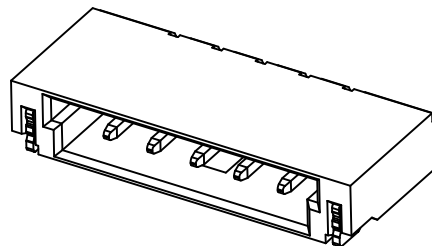
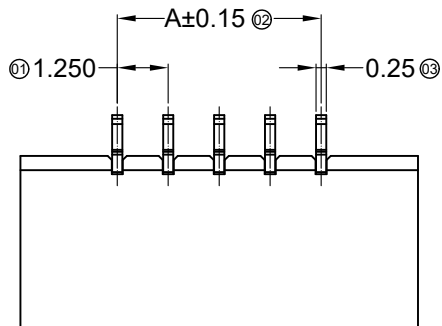
1255WRS-1*XX-LPV01	LCP UL 94V-0	Brass	Gold-Flash	1255H-1*XX
1255WRS-1*XX-LPSW			Tin Plating Matte	
PART NO	Material	Material(Pin And Solder Tabs)	Finish Pin	Mates With ADZL Housing

DATE	OLD REV	NEW REV	ECN	DESCRIPTION	CHECK	APPROVAL

GENERAL TOLERANCE	
.X	±0.30
.XX	±0.20
.XXX	±0.10
PROJECT	

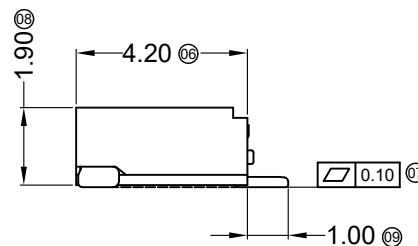
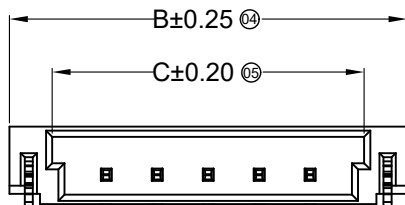
 东莞市思量连接器有限公司 DONGGUAN ADZL CONNECTORS CO.,LTD.			
APPROVAL	CHECK	DRAWN	DATA
Ken	Zhao Hong	Allen	2019/05/10

PART NO. 1255WRS-1*XX-LPXX			
TITLE 1.25mm Crimp Style Connectors			
UNIT MM	SCALE 1:1	NUMBER	REV



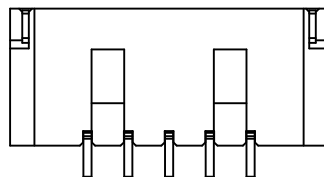
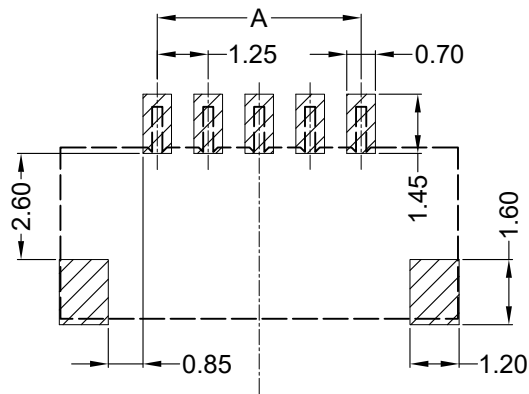
Specifications :

- Voltage rating: 200V AC / DC
- Current rating: 1A AC / DC
- Withstanding voltage: 500V AC/minute
- Temperature range: -25°C~+85°C
- Insulation resistance: ≥100MΩ
- Contact resistance: ≤40mΩ
- After environmental testing: ≤80mΩ



1255 W R S-1*XX T-LP XX XX
 ① ② ③ ④ ⑤ ⑥ ⑦ ⑧ ⑨

- ① Series No.
- ② Category: W-wafer
- ③ Welding Board Angle: R- Right Angle 90°
- ④ Welding Way: S-SMT
- ⑤ Row No.-Pin No.: 1*XX-04P~06P
- ⑥ Plug the Pin & Special No.: T-Double Dole
- ⑦ Material: LP-LCP 94V-0
- ⑧ Plating Category: V01-Gold Flash; SW-Matte Tin plating
- ⑨ Color: Blank-natural color



4P~6P Double Hole
Scale 1:0.8

Poles	Dimensions(mm)		
	A	B	C
04	3.75	8.50	6.40
05	5.00	9.75	7.65
06	6.25	11.00	8.90

Recommended P.C.B Layout
General Tolerance±0.05

1255WRS-1*XXT-LPV01	LCP UL 94V-0	Brass	Gold-Flash	1255H-1*XXT
1255WRS-1*XXT-LPSW			Tin Plating Matte	
PART NO	Material	Material(Pin And Solder Tabs)	Finish Pin	Mates With ADZL Housing

DATE	OLD REV	NEW REV	ECN	DESCRIPTION	CHECK	APPROVAL

GENERAL TOLERANCE	
.X	±0.30
.XX	±0.20
.XXX	±0.10

ADZL 东莞市思量连接器有限公司
DONGGUAN ADZL CONNECTORS CO.,LTD.

APPROVAL	CHECK	DRAWN	DATA
Ken	Zhao Hong	Allen	2019/05/10

PART NO. 1255WRS-1*XXT-LPXX			
TITLE 1.25mm Crimp Style Connectors			
UNIT MM	SCALE 1:1	NUMBER	REV