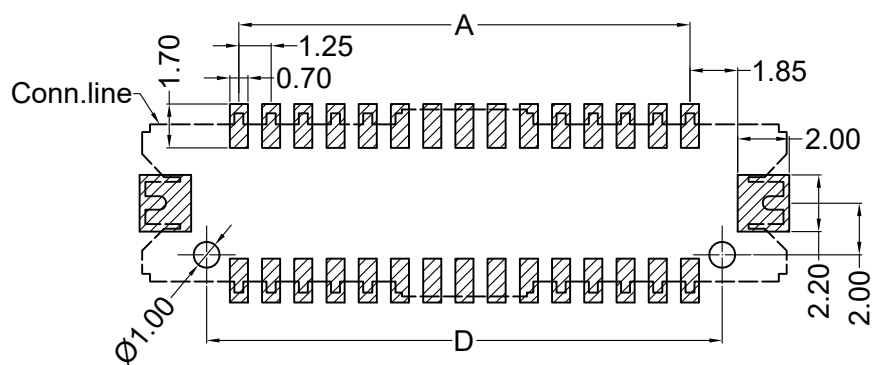
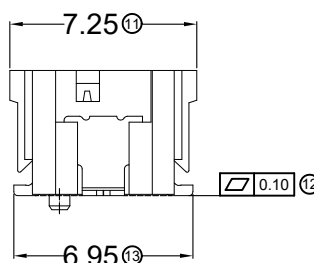
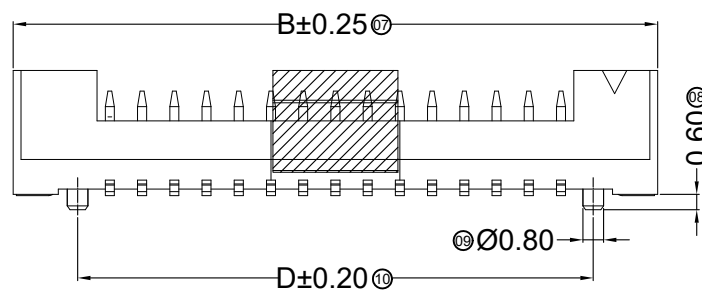


■ Specifications :

- Voltage rating: 150V AC / DC
- Current rating: 1A AC / DC
- Withstanding voltage: 500V AC/minute
- Temperature range: -25°C~+85°C
- Insulation resistance: ≥500MΩ
- Contact resistance: ≤30mΩ
- After environmental testing: ≤40mΩ

9812 W V S-2*XX X-XX VXX XX
 ① ②③④ ⑤ ⑥ ⑦ ⑧ ⑨

- ① Series No.
- ② Category: W-wafer
- ③ Welding Board Angle: V- Straight 180°
- ④ Welding Way: S-SMT
- ⑤ Row No.-Pin No.: 2*XX-2*05P~2*25P
- ⑥ Plug the Pin & Special No.:
- ⑦ Material: 6T-PA6T 94V-0 ; 9T-PA9T 94V-0
1T-PA10T 94V-0
- ⑧ Planting Category: V01-Gold Flash
V15- 15u" Au
- ⑨ Color: Blank-natural color



Recommended P.C.B Layout
 General Tolerance±0.05

Poles	Dimensions(mm)			
	A	B	C	D
2*05	5.00	12.50	8.15	7.50
2*06	6.25	13.75	9.40	8.75
2*07	7.50	15.00	10.65	10.00
2*10	11.25	18.75	14.40	13.75
2*12	13.75	21.25	16.90	16.25
2*15	17.50	25.00	20.65	20.00
2*20	23.75	31.25	26.90	26.25
2*25	30.00	37.50	33.15	32.50

9812WVS-2*XX-9TV01	PA9T UL 94V-0	Brass	Gold-Flash	9812H
PART NO	Material (Wafer And Cap)	Material (Pin And Solder Tabs)	Finish (Pin And Solder Tabs)	Mates With ADZL Housing

DATE	OLD REV	NEW REV	ECN	DESCRIPTION	CHECK	APPROVAL

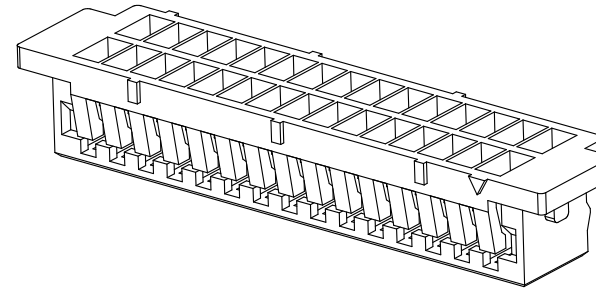
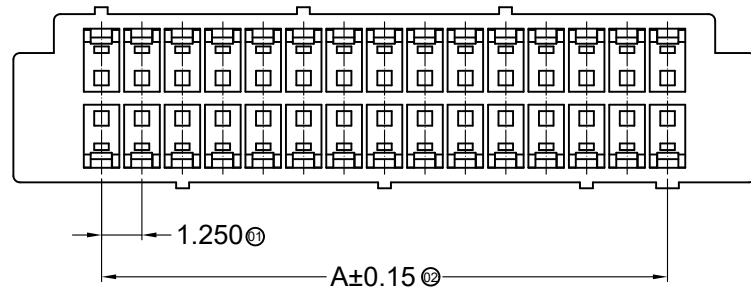
GENERAL TOLERANCE
 .X ±0.30
 .XX ±0.20
 .XXX ±0.10

PROJECT


 东莞市思量连接器有限公司
 DONGGUAN ADZL CONNECTORS CO.,LTD.

APPROVAL	CHECK	DRAWN	DATA
Ken	Zhao Hong	Allen	2018/05/23

PART NO. 9812WVS-2*XX-9TV01
 TITLE 1.25mm Crimp Style Connectors
 UNIT MM SCALE 1:1 NUMBER REV



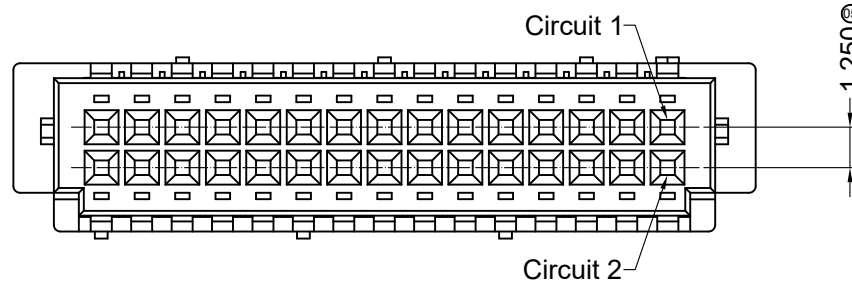
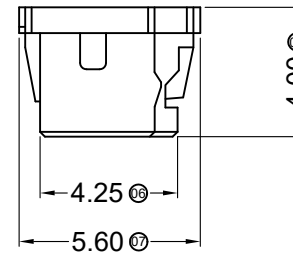
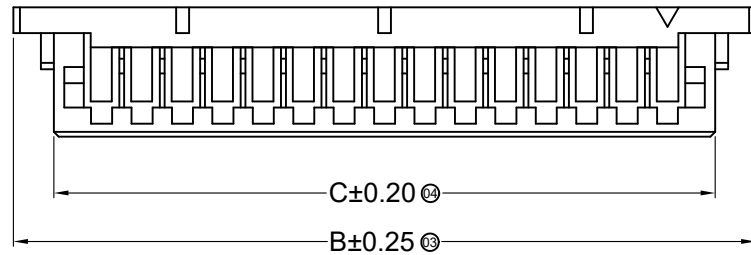
■ Specifications :

- Voltage rating: 150V AC / DC
- Current rating: 1A AC / DC
- Withstanding voltage: 500V AC/minute
- Temperature range: -25°C~+85°C
- Insulation resistance: ≥500MΩ
- Contact resistance: ≤30mΩ
- After environmental testing: ≤40mΩ

9812 H X-2*XX XX-N0 XX

① ②③ ④ ⑤ ⑥ ⑦



- ① Series No.
- ② Category: H-HSG
- ③ Welding Board Angle: Blank-ordinary
- ④ Row No.-Pin No.: 2*XX-2*02P~2*25P
- ⑤ Plug the Pin & special No.: HF-Halogen free
- ⑥ Material: N0-PA66 94V-0
- ⑦ Color: Blank-natural color



Poles	Dimensions(mm)			Poles	Dimensions(mm)		
	A	B	C		A	B	C
2*02	1.25	6.70	4.20	2*13	15.00	20.45	17.95
2*03	2.50	7.95	5.45	2*14	16.25	21.70	19.20
2*04	3.75	9.20	6.70	2*15	17.50	22.95	20.45
2*05	5.00	10.45	7.95	2*16	18.75	24.20	21.70
2*06	6.25	11.70	9.20	2*17	20.00	25.45	22.95
2*07	7.50	12.95	10.45	2*18	21.25	26.70	24.20
2*08	8.75	14.20	11.70	2*19	22.50	27.95	25.45
2*09	10.00	15.45	12.95	2*20	23.75	29.20	26.70
2*10	11.25	16.70	14.20	2*21	25.00	30.45	27.95
2*11	12.50	17.95	15.45	2*25	30.00	35.45	32.95
2*12	13.75	19.20	16.70				

		9812T-L	9812W
9812H-2*XX-N0	Nylon 66 UL 94V-0		
PART NO	Material	Suitable ADZL Terminal	Mates With ADZL Wafer

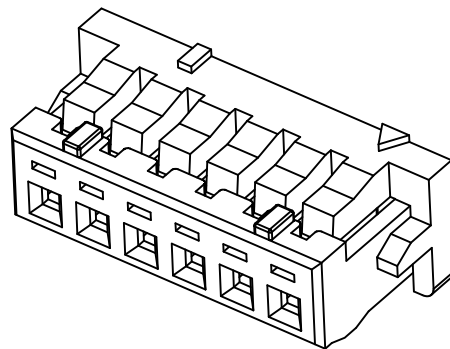
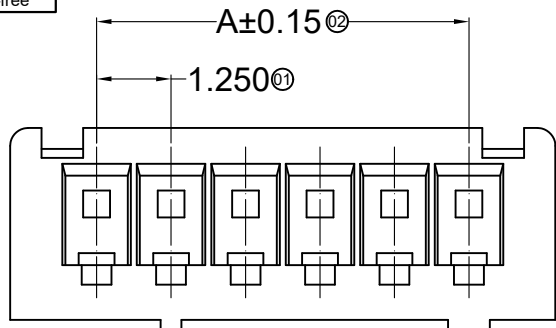
DATE	OLD REV	NEW REV	ECN	DESCRIPTION	CHECK	APPROVAL

GENERAL TOLERANCE	
.X	±0.30
.XX	±0.20
.XXX	±0.10
PROJECT	 

 东莞市思量连接器有限公司
DONGGUAN ADZL CONNECTORS CO.,LTD.

APPROVAL	CHECK	DRAWN	DATA
Ken	Zhao Hong	Allen	2018/05/22

PART NO. 9812H-2*XXHF-N0			
TITLE 1.25mm Crimp Style Connectors			
UNIT MM	SCALE 1:1	NUMBER	REV



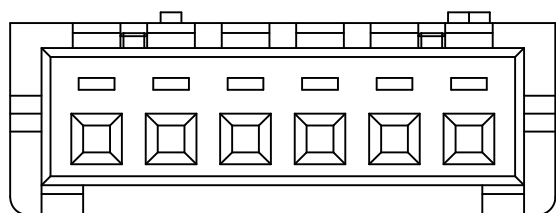
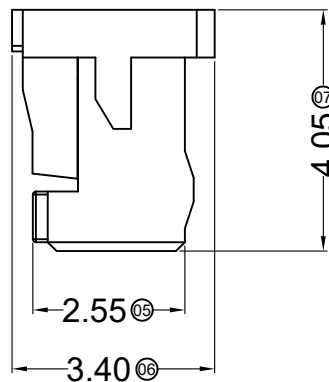
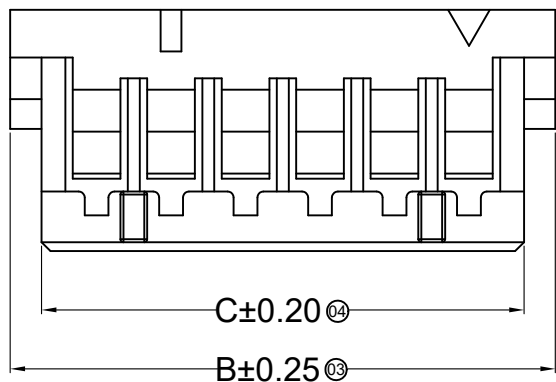
Specifications :

- Voltage rating: 150V AC / DC
- Current rating: 1A AC / DC
- Withstanding voltage: 500V AC/minute
- Temperature range: -25°C~+85°C
- Insulation resistance: $\geq 500M\Omega$
- Contact resistance: $\leq 30m\Omega$
- After environmental testing: $\leq 40m\Omega$

9812 H X-XX X-N0 XX

① ② ③ ④ ⑤ ⑥ ⑦



- ① Series No.
- ② Category: H-HSG
- ③ Welding Board Angle: Blank-ordinary
- ④ Row No.-Pin No.: XX-02P~15P
- ⑤ Plug the Pin & special No.:
- ⑥ Material: N0-PA66 94V-0
- ⑦ Color: Blank-natural color



Poles	Dimensions(mm)			Poles	Dimensions(mm)		
	A	B	C		A	B	C
02	1.25	4.15	3.10	09	10.00	12.90	11.85
03	2.50	5.40	4.35	10	11.25	14.15	13.10
04	3.75	6.65	5.60	11	12.50	15.40	14.35
05	5.00	7.90	6.85	12	13.75	16.65	15.60
06	6.25	9.15	8.10	13	15.00	17.90	16.85
07	7.50	10.40	9.35	14	16.25	19.15	18.10
08	8.75	11.65	10.60	15	17.50	20.40	19.35

9812H-XX-N0	Nylon 66 UL 94V-0	9812T	9812W
PART NO	Material	Suitable ADZL Terminal	Mates With ADZL Wafer

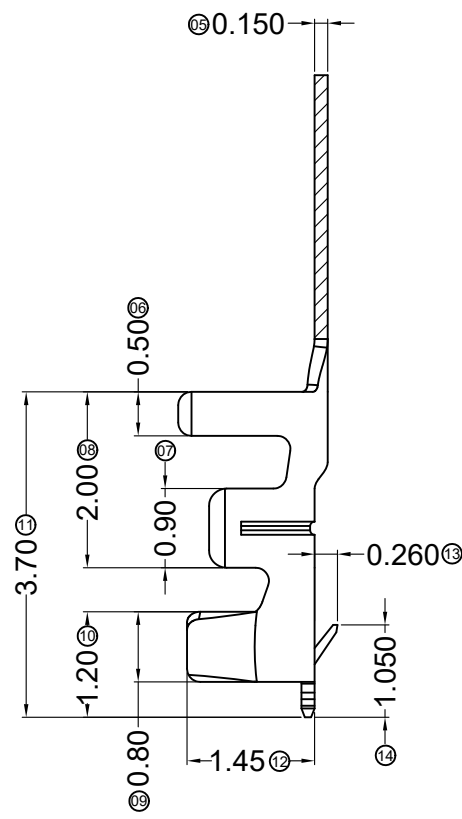
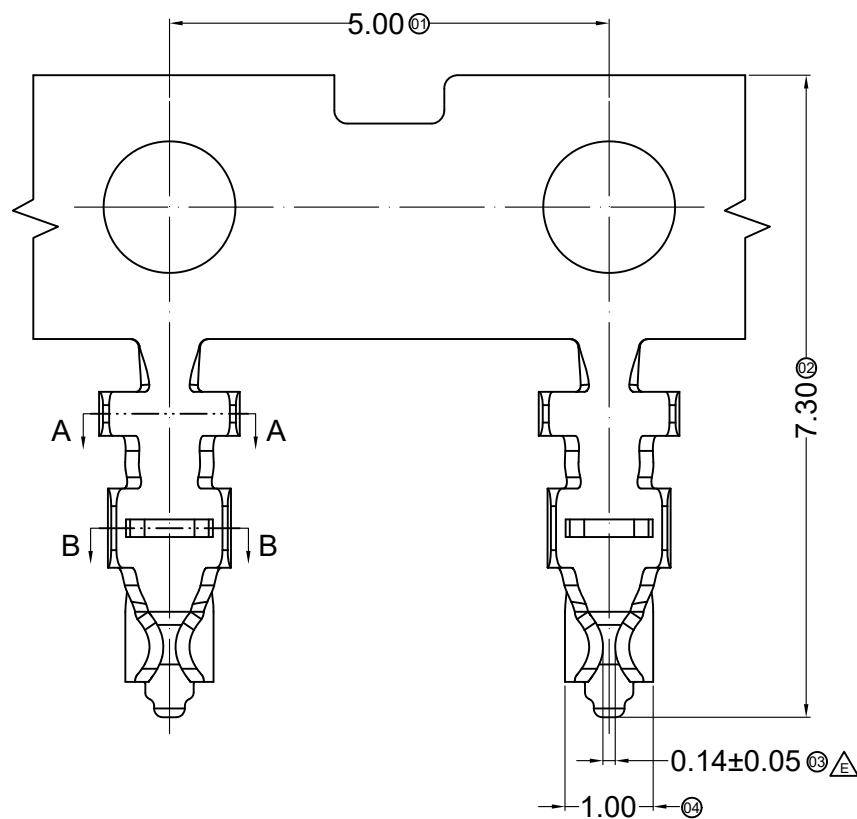
DATE	OLD REV	NEW REV	ECN	DESCRIPTION	CHECK	APPROVAL

GENERAL TOLERANCE	
.X	± 0.30
.XX	± 0.20
.XXX	± 0.10
PROJECT	
	



APPROVAL	CHECK	DRAWN	DATA
Ken	Zhao Hong	Allen	2018/05/22

PART NO. 9812H-XX-N0			
TITLE 1.25mm Crimp Style Connectors			
UNIT MM	SCALE 1:1	NUMBER	REV

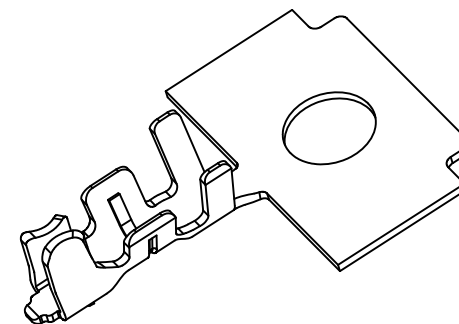


Specifications :

- Voltage rating: 150V AC / DC
- Current rating: 1A AC / DC
- Withstanding voltage: 500V AC/minute
- Temperature range: -25°C~+85°C
- Insulation resistance: ≥500MΩ
- Contact resistance: ≤30mΩ
- After environmental testing: ≤40mΩ

9812 T X-P XX X-X
① ② ③ ④ ⑤ ⑥ ⑦

- ① Series Number
- ② Category: T-terminal
- ③ Shape: Blank-ordinary
- ④ Material: P-Phosphor bronze
- ⑤ Plating style: V01-Gold Flash ;
SN-Bright tin plating ;
- ⑥ Plating method: Blank-Stamping before plating
- ⑦ Mold No./Mark/Special No.




SECTION: A-A
SCALE: 1:1

SECTION: B-B
SCALE: 1:1

9812T-PV01	Phosphor Bronze	AWG#26-30	1.00mm(Max)	Stamping Before Pating:30u" Ni;Whole Gold :Gold Flash	9812H
9812T-PSN				Stamping Before Plating:30u" Ni;70u"Sn Min.	
PART NO	Material	Wire Range	Insulation O.D.	Finish	Used In ADZL Housing

DATE	OLD REV	NEW REV	ECN	DESCRIPTION	CHECK	APPROVAL
------	---------	---------	-----	-------------	-------	----------

GENERAL TOLERANCE	
.X	±0.30
.XX	±0.20
.XXX	±0.10
PROJECT	

ADZL 东莞市思量连接器有限公司
DONGGUAN ADZL CONNECTORS CO.,LTD.

APPROVAL	CHECK	DRAWN	DATA
Ken	Zhao Hong	Allen	2018/05/22

PART NO. 9812T-PXXX			
TITLE 1.25mm Crimp Style Connectors			
UNIT MM	SCALE 1:1	NUMBER	REV