

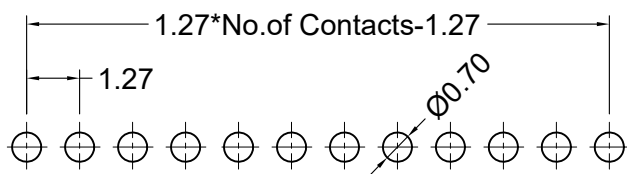
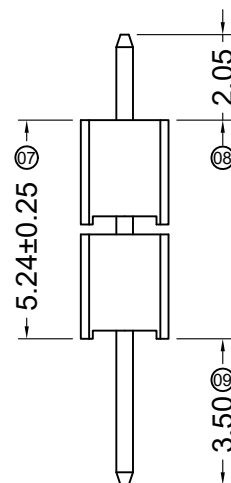
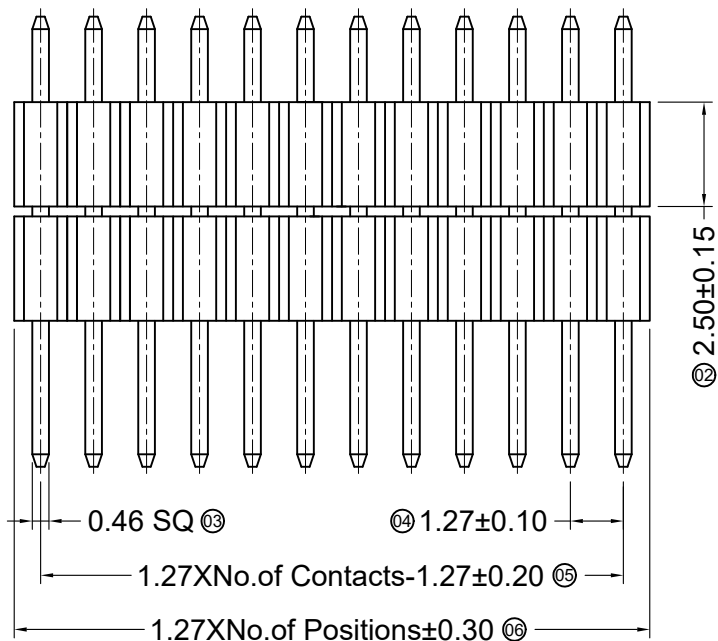
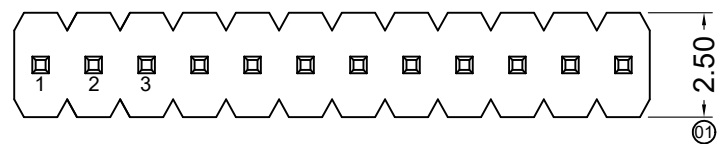
■ Specifications :

- Voltage rating: 250V AC / DC
- Current rating: 1A AC / DC
- Withstanding voltage: 300V AC/minute
- Temperature range: -25°C~+85°C
- Insulation resistance: $\geq 1000\text{M}\Omega$
- Contact resistance: $\leq 20\text{m}\Omega$
- After environmental testing: $\leq 30\text{m}\Omega$
- Mates With ADZL Wafer :1271F

1271 W V X-XX X-XX XXX- C XX
 ① ② ③ ④ ⑤ ⑥ ⑦ ⑧ ⑨ ⑩

- ① Series No.
- ② Category: W-Wafer
- ③ Welding Board Angle: V-180° ; R-90°
- ④ Welding Way: Blank-DIP ; S-SMT
- ⑤ Row No.-Pin No.: XX-Single Row ; 2*XX-Double Row
- ⑥ Plug the Pin & Special No. :
- ⑦ Material: 6T -PA6T 94V-0 ; 9T -PA9T 94V-0 ; 1T -PA10T 94V-0 ; 46 -PA46T 94V-0
- ⑧ Plating Category:
 V01-Gold Flash 02-2u" 03-3u"
 SN-Bright Tin Plating (70-120u")
- ⑨ C: The total length =6.30mm ; Contact=3.00mm ; Dip=2.30mm
- ⑩ Color : Blank-Black Color

							GENERAL TOLERANCE		东莞市思量连接器有限公司 DONGGUAN ADZL CONNECTORS CO.,LTD.				PART NO. 1271WV-XX-XXXXX-C			
							.X ±0.30 .XX ±0.20 .XXX ±0.10						TITLE 1.27 mm Crimp Style Connector			
							PROJECT		APP ROVAL	CH ECK	DR AWN	DATA	UNIT	SCALE	NUMBER	REV
DATE	OLD REV	NEW REV	ECN	DESCRIPTION	CH ECK	APP ROVAL		Ken	Zhao Hong	Allen	2017/11/11	MM	1 : 1			





Recommended P.C.B Layout
General Tolerance±0.05

■ Specifications :

- Voltage rating: 250V AC / DC
- Current rating: 1A AC / DC
- Withstanding voltage: 300V AC/minute
- Temperature range: -25°C~+85°C
- Insulation resistance: ≥1000MΩ
- Contact resistance: ≤20mΩ
- After environmental testing: ≤30mΩ
- Mates With ADZL Wafer :1271F

1271 W V X-XX H-XX XXX- A XX
① ② ③ ④ ⑤ ⑥ ⑦ ⑧ ⑨ ⑩

- ① Series No.
- ② Category: W-wafer
- ③ Welding Board Angle: V- Straight 180°
- ④ Welding Way: Blank-DIP
- ⑤ Row No.-Pin No.: XX-Single Row
- ⑥ Plug the Pin & Special No.: H-Double Plastic body
- ⑦ Material: 6T -PA6T 94V-0 ; 9T -PA9T 94V-0 ; 1T -PA10T 94V-0; 46 -PA46T 94V-0
- ⑧ Plating Category:
V01-Gold Flash 02-2u" 03-3u"
SN-Bright Tin Plating (70-120u")
- ⑨ A-The total length Pin=10.79mm ; Contact Pin=2.05mm
DIP=3.50mm
- ⑩ Color : Blank-Black Color

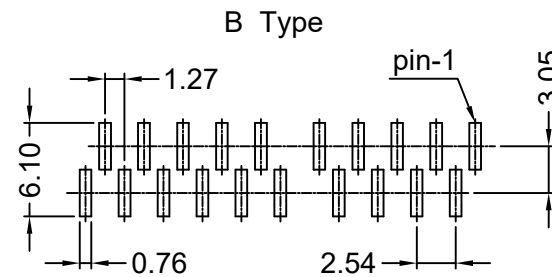
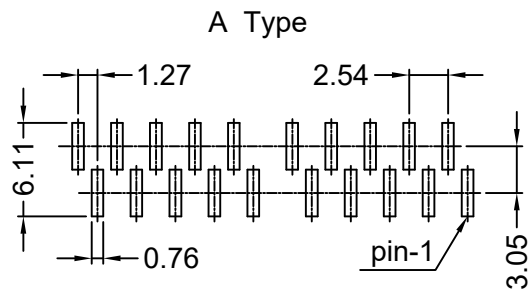
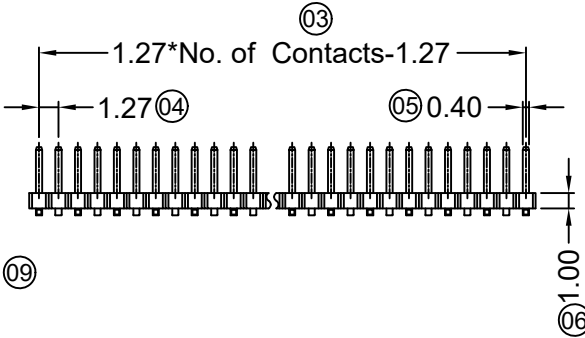
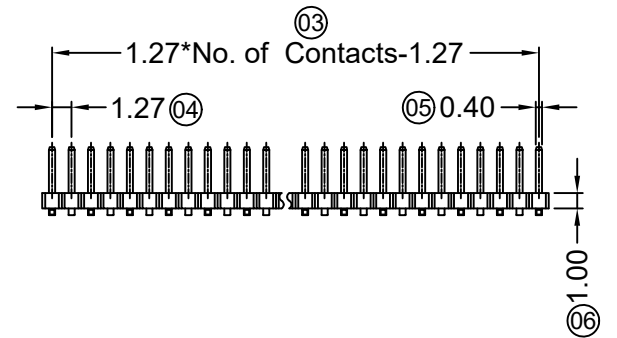
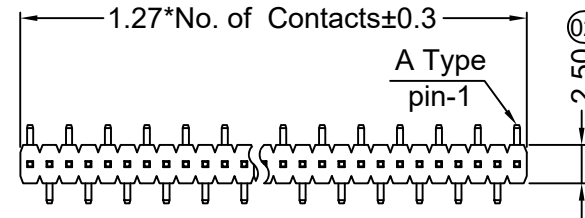
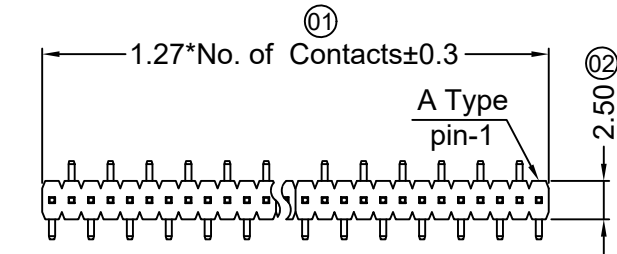
							<p>GENERAL TOLERANCE</p> <p>X ±0.30</p> <p>.XX ±0.20</p> <p>.XXX ±0.10</p>				 <p>东莞市思量连接器有限公司 DONGGUAN ADZL CONNECTORS CO.,LTD.</p>				<p>PART NO. 1271WV-XXH-XXXXX-A</p>			
							<p>APPROVAL</p> <p>Ken</p>				<p>CHECK</p> <p>Zhao Hong</p>							
							<p>DRAWN</p> <p>Allen</p>				<p>DATA</p> <p>2017/08/01</p>							
DATE	OLD REV	NEW REV	ECN	DESCRIPTION	CHECK	APPROVAL	PROJECT	UNIT	SCALE	NUMBER	REV							
								MM	1:1									

A Type

B Type

Specifications :

- Voltage rating: 250V AC / DC
- Current rating: 1A AC / DC
- Withstanding voltage: 300V AC/minute
- Temperature range: -25°C~+85°C
- Insulation resistance: ≥1000MΩ
- Contact resistance: ≤20mΩ
- After environmental testing: ≤30mΩ
- Mates With ADZL Wafer :1271F



1271 W V SX-XX E-6T XXX XX
 ① ② ③ ④ ⑤ ⑥ ⑦ ⑧ ⑨

- ① Series No.
- ② Category: W-Wafer
- ③ Welding Board Angle: V-180° ; R-90°
- ④ Welding Way: SA-SMT A Type ; SB-SMT B Type
- ⑤ Row No.-Pin No.: XX-03P~50P
- ⑥ Plug the Pin & Special No. : E-Height=1.00mm
- ⑦ Material: 6T -PA6T 94V-0 ; 9T -PA9T 94V-0 ; 1T -PA10T 94V-0; 46 -PA46T 94V-0
- ⑧ Plating Category:
 V01-Gold Flash 02-2u" 03-3u"
 SN-Bright Tin Plating (70-120u")
- ⑨ Color : Blank-Black Color

Recommended P.C. Board SMD Layout

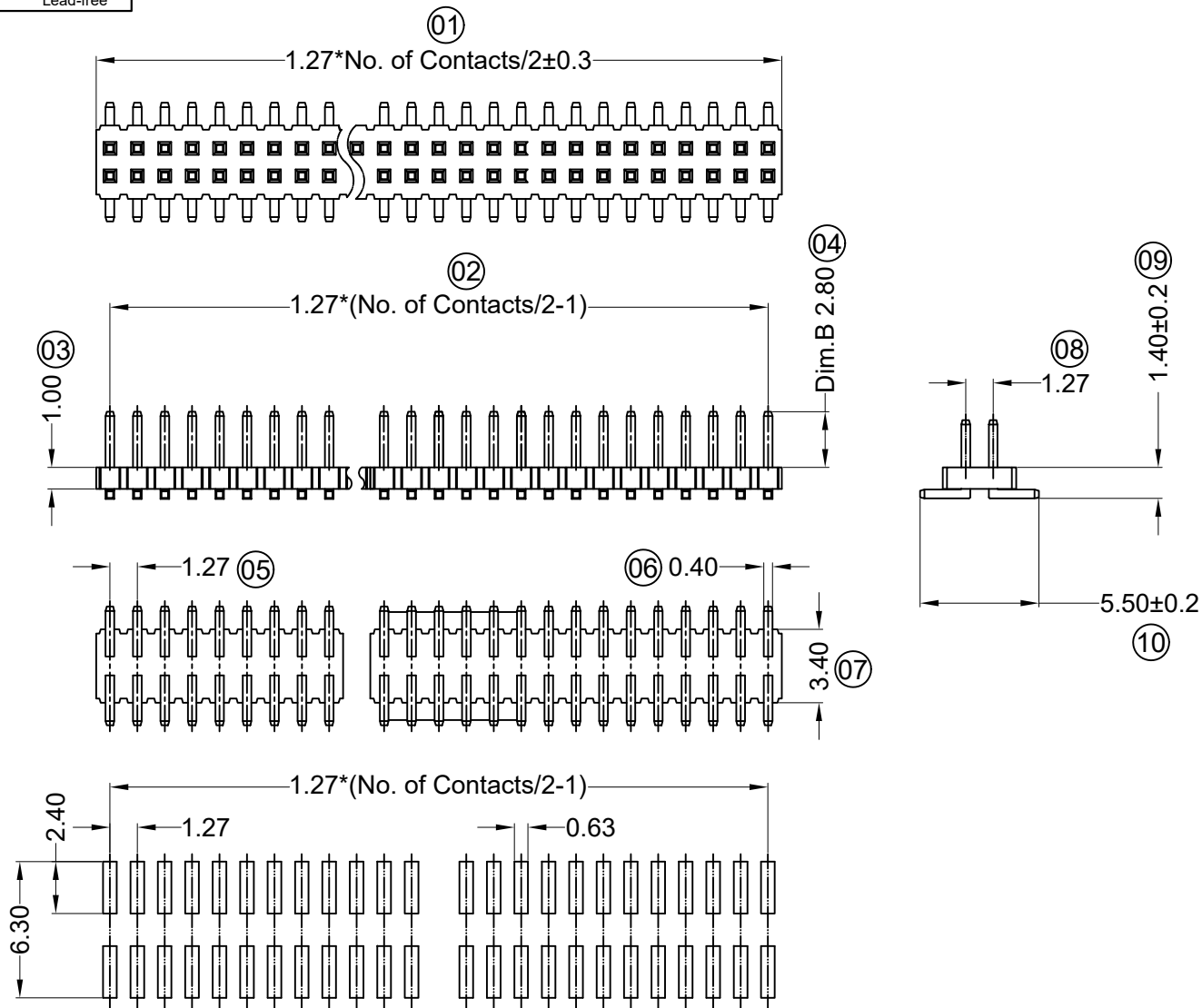
Recommended P.C. Board SMD Layout

DATE	OLD REV	NEW REV	ECN	DESCRIPTION	CHECK	APPROVAL

GENERAL TOLERANCE	
.X	±0.30
.XX	±0.20
.XXX	±0.10
PROJECT	

东莞市思量连接器有限公司 DONGGUAN ADZL CONNECTORS CO.,LTD.			
APPROVAL	CHECK	DRAWN	DATA
Ken	Zhao Hong	Allen	2017/04/21

PART NO. 1271WVSX-XXE-XXXXX			
TITLE 1.27 mm Crimp Style Connectors			
UNIT MM	SCALE 1:1	NUMBER	REV



■ Specifications :


- Voltage rating: 250V AC / DC
- Current rating: 1A AC / DC
- Withstanding voltage: 300V AC/minute
- Temperature range: -25°C~+85°C
- Insulation resistance: ≥1000MΩ
- Contact resistance: ≤20mΩ
- After environmental testing: ≤30mΩ
- Mates With ADZL Wafer :1271F

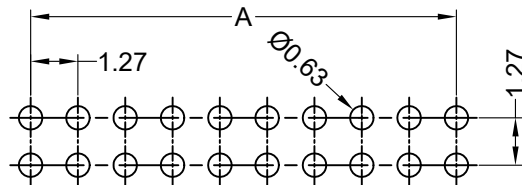
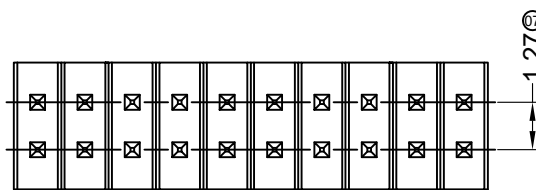
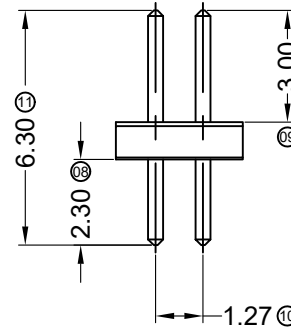
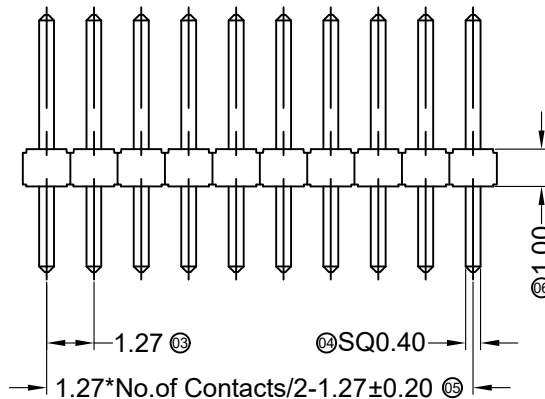
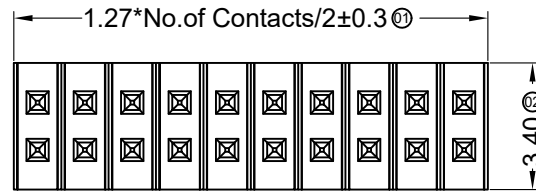
1271 W V S-2*XX E-XX XXX XX

① ② ③ ④ ⑤ ⑥ ⑦ ⑧ ⑨

- ① Series No.
- ② Category: W-Wafer
- ③ Welding Board Angle: V-180° ; R-90°
- ④ Welding Way: Blank-DIP ; S-SMT
- ⑤ Row No.-Pin No.: 2*XX-Double Row
- ⑥ Plug the Pin & Special No. : E-Height=1.00mm
- ⑦ Material: 6T -PA6T 94V-0 ; 9T -PA9T 94V-0 ; 1T -PA10T 94V-0; 46 -PA46T 94V-0
- ⑧ Plating Category:
V01-Gold Flash 02-2u" 03-3u"
SN-Bright Tin Plating (70-120u")
- ⑨ Color : Blank-Black Color

Recommended P.C.Board Layout
SMD Layout

							GENERAL TOLERANCE .X ±0.30 .XX ±0.20 .XXX ±0.10				 东莞市思量连接器有限公司 DONGGUAN ADZL CONNECTORS CO.,LTD.				PART NO. 1271WVS-2*XXE-XXXXX			
							APPROVAL				TITLE 1.27 mm Crimp Style Connectors							
							Ken				Zhao Hong							
							Allen				2017/04/20							
DATE	OLD REV	NEW REV	ECN	DESCRIPTION	CHECK	APPROVAL	PROJECT		UNIT MM	SCALE 1:1	NUMBER	REV						




Recommended P.C.B Layout
General Tolerance±0.05

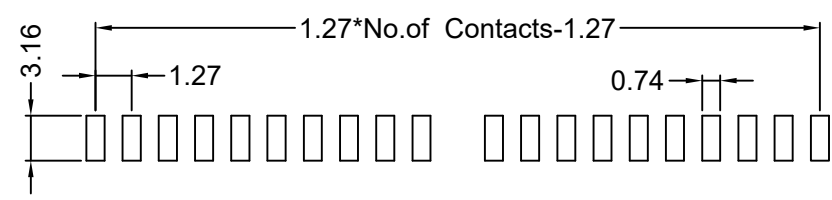
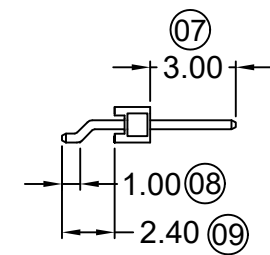
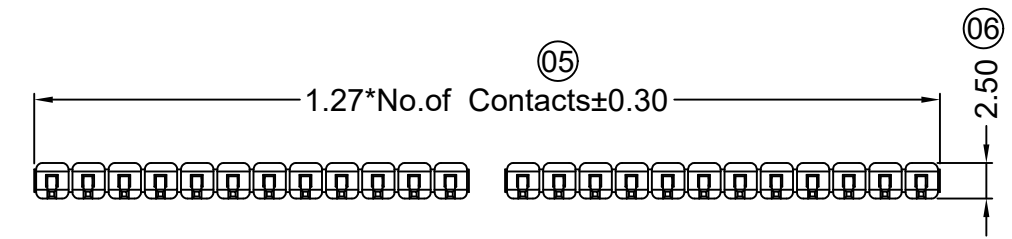
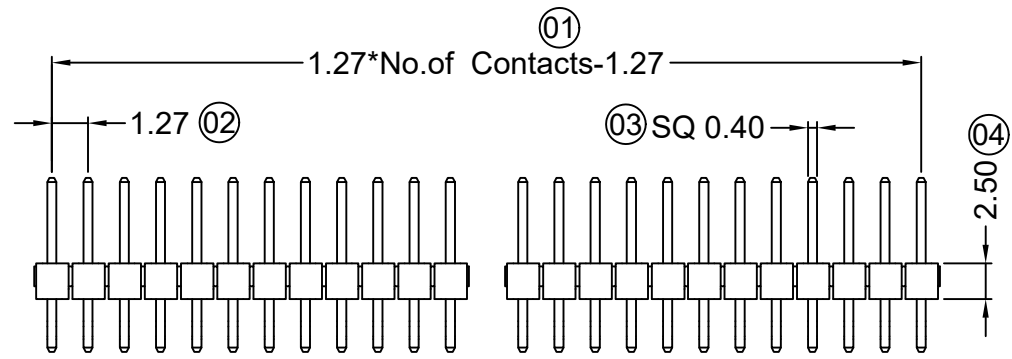
■ Specifications :

- Voltage rating: 250V AC / DC
- Current rating: 1A AC / DC
- Withstanding voltage: 300V AC/minute
- Temperature range: -25°C~+85°C
- Insulation resistance: ≥1000MΩ
- Contact resistance: ≤20mΩ
- After environmental testing: ≤30mΩ
- Mates With ADZL Wafer :1271F

1271 W V X-XX B-6T XXX XX
① ②③④⑤⑥⑦⑧⑨

- ① Series No.
- ② Category: W-wafer
- ③ Welding Board Angle: V- Straight 180°
- ④ Welding Way: Blank-DIP
- ⑤ Row No.-Pin No.: XX-02P~16P
- ⑥ Plug the Pin & Special No.:
B-The total length of the PIN=6.30mm
Contact=3.00mm ; DIP=2.30mm
- ⑦ Material: 6T -PA6T 94V-0 ; 9T -PA9T 94V-0 ;
1T -PA10T 94V-0; 46 -PA46T 94V-0
- ⑧ Plating Category:
V01-Gold Flash 02-2u" 03-3u"
SN-Bright Tin Plating (70-120u")
- ⑨ Color : Blank-Black Color

							<p>GENERAL TOLERANCE</p> <p>.X ±0.30</p> <p>.XX ±0.20</p> <p>.XXX ±0.10</p>				 <p>东莞市思量连接器有限公司 DONGGUAN ADZL CONNECTORS CO.,LTD.</p>				<p>PART NO. 1271WV-2*XXB-XXXXX</p>			
							<p>APPROVAL CHECK DRAWN DATA</p>				<p>TITLE 1.27 mm Crimp Style Connectors</p>							
DATE	OLD REV	NEW REV	ECN	DESCRIPTION	CHECK	APPROVAL	PROJECT	Ken	Zhao Hong	Allen	2017/11/12	UNIT MM	SCALE 1:1	NUMBER	REV			



Recommended P.C.Board Layout
SMD Layout

Specifications :

- Voltage rating: 250V AC / DC
- Current rating: 1A AC / DC
- Withstanding voltage: 300V AC/minute
- Temperature range: -25°C~+85°C
- Insulation resistance: ≥1000MΩ
- Contact resistance: ≤20mΩ
- After environmental testing: ≤30mΩ
- Mates With ADZL Wafer :1271F

1271 W R S- XX X - XX XXX XX
① ② ③ ④ ⑤ ⑥ ⑦ ⑧ ⑨

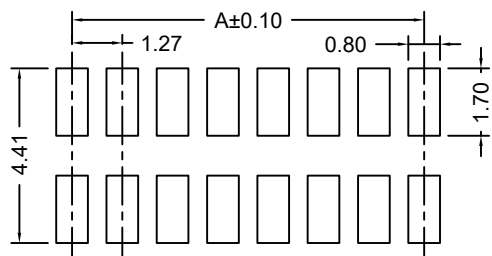
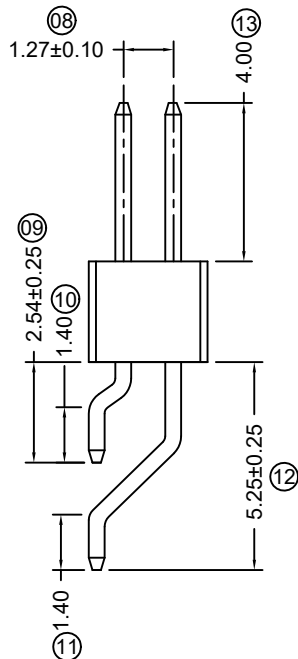
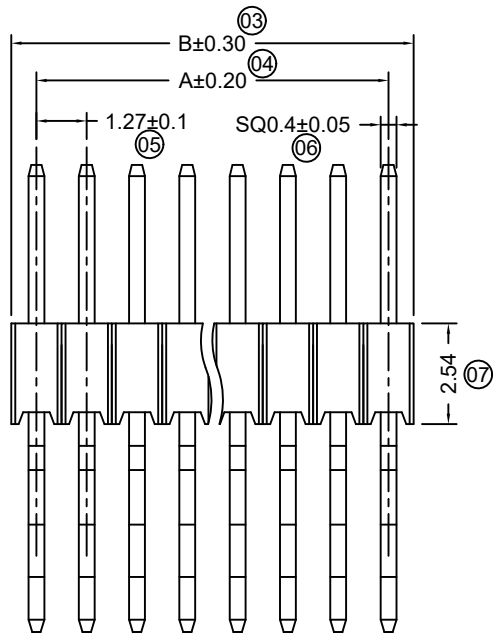
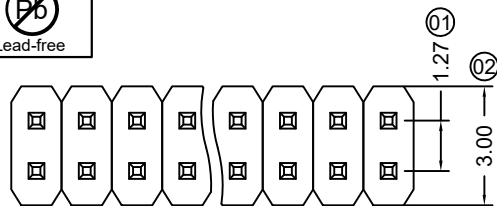
- ① Series No.
- ② Category: W-Wafer
- ③ Welding Board Angle: V-180° ; R-90°
- ④ Welding Way: Blank-DIP ; S-SMT
- ⑤ Row No.-Pin No.: 2*XX-Double Row
- ⑥ Plug the Pin & Special No. : E-Height=1.00mm
- ⑦ Material: 6T -PA6T 94V-0 ; 9T -PA9T 94V-0 ; 1T -PA10T 94V-0; 46 -PA46T 94V-0
- ⑧ Plating Category:
V01-Gold Flash 02-2u" 03-3u"
SN-Bright Tin Plating (70-120u")
- ⑨ Color : Blank-Black Color

								GENERAL TOLERANCE .X ±0.30 .XX ±0.20 .XXX ±0.10
DATE	OLD REV	NEW REV	ECN	DESCRIPTION	CHECK	APPROVAL	PROJECT	

 东莞市思量连接器有限公司
DONGGUAN ADZL CONNECTORS CO.,LTD.

APPROVAL	CHECK	DRAWN	DATA
Ken	Zhao Hong	Allen	2017/01/07

PART NO. 1271WRS-XX-XXXXX			
TITLE 1.27 mm Crimp Style Connectors			
UNIT MM	SCALE 1:1	NUMBER	REV



Specifications :

- Voltage rating: 250V AC / DC
- Current rating: 1A AC / DC
- Withstanding voltage: 300V AC/minute
- Temperature range: -25°C~+85°C
- Insulation resistance: ≥1000MΩ
- Contact resistance: ≤20mΩ
- After environmental testing: ≤30mΩ
- Mates With ADZL Wafer :1271F



1271 W R S- 2*XX X - 6T XXX BK

① ② ③ ④ ⑤ ⑥ ⑦ ⑧ ⑨

- ① Series No.
- ② Category: W-Wafer
- ③ Welding Board Angle: V-180° ; R-90°
- ④ Welding Way: Blank-DIP ; S-SMT
- ⑤ Row No.-Pin No.: 2*XX-Double Row
- ⑥ Plug the Pin & Special No.: E-Height=2.54mm
- ⑦ Material: 6T -PA6T 94V-0 ; 9T -PA9T 94V-0 ; 1T -PA10T 94V-0; 46 -PA46T 94V-0
- ⑧ Plating Category:
V01-Gold Flash 02-2u" 03-3u"
SN-Bright Tin Plating (70-120u")
- ⑨ Color : Blank-Black Color

Poles	Dimensions(mm)		Poles	Dimensions(mm)	
	A	B		A	B
2*02	1.27	2.54	2*15	17.78	19.05
2*03	2.54	3.81	2*16	19.05	20.32
2*04	3.81	5.08	2*17	20.32	21.59
2*05	5.08	6.35	2*18	21.59	22.86
2*06	6.35	7.62	2*19	22.86	24.13
2*07	7.62	8.89	2*20	24.13	25.40
2*08	8.89	10.16	2*21	25.40	26.67
2*09	10.16	11.43	2*22	26.67	27.94
2*10	11.43	12.70	2*23	27.94	29.21
2*11	12.70	13.97	2*24	29.21	30.48
2*12	13.97	15.24	2*25	30.48	31.75
2*13	15.24	16.51	2*30	36.83	38.10
2*14	16.51	17.78	2*35	43.18	44.45

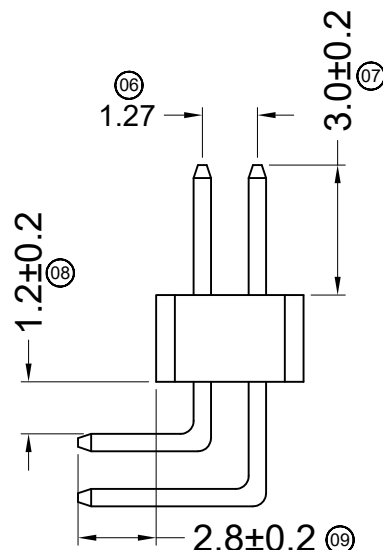
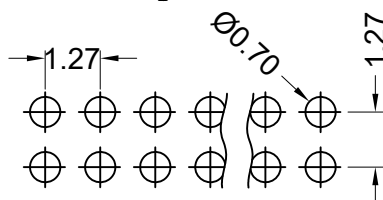
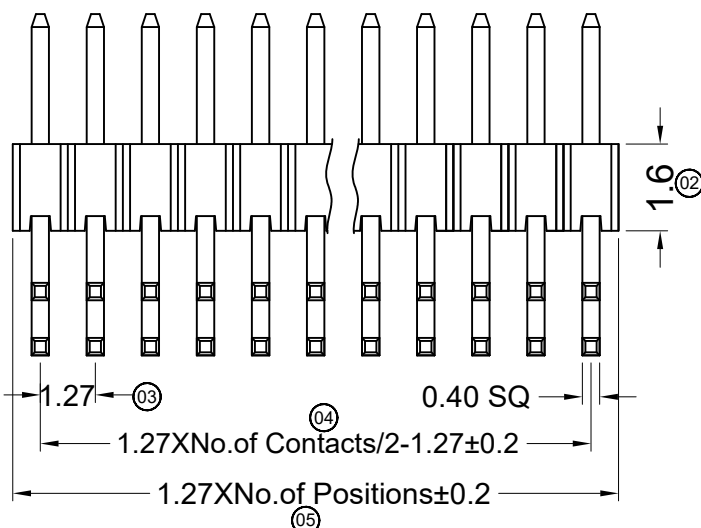
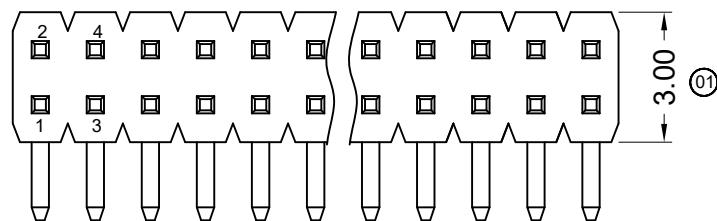
DATE	OLD REV	NEW REV	ECN	DESCRIPTION	CHECK	APPROVAL

GENERAL TOLERANCE	
.X	±0.30
.XX	±0.20
.XXX	±0.10
PROJECT	
	

ADZL 东莞市思量连接器有限公司
DONGGUAN ADZL CONNECTORS CO.,LTD.

APPROVAL	CHECK	DRAWN	DATA
Ken	Zhao Hong	Allen	2017/06/30

PART NO. 1271WRS-2*XXX-XXXXX			
TITLE 1.27 mm Crimp Style Connectors			
UNIT MM	SCALE 1 : 1	NUMBER	REV




Specifications :

- Voltage rating: 250V AC / DC
- Current rating: 1A AC / DC
- Withstanding voltage: 500V AC/minute
- Temperature range: -25°C~+85°C
- Insulation resistance: ≥1000MΩ
- Contact resistance: ≤20mΩ
- After environmental testing: ≤30mΩ
- Mates With ADZL Wafer :1271F

1271 W R X-2*XX D-6T V01 XX

① ② ③ ④ ⑤ ⑥ ⑦ ⑧ ⑨

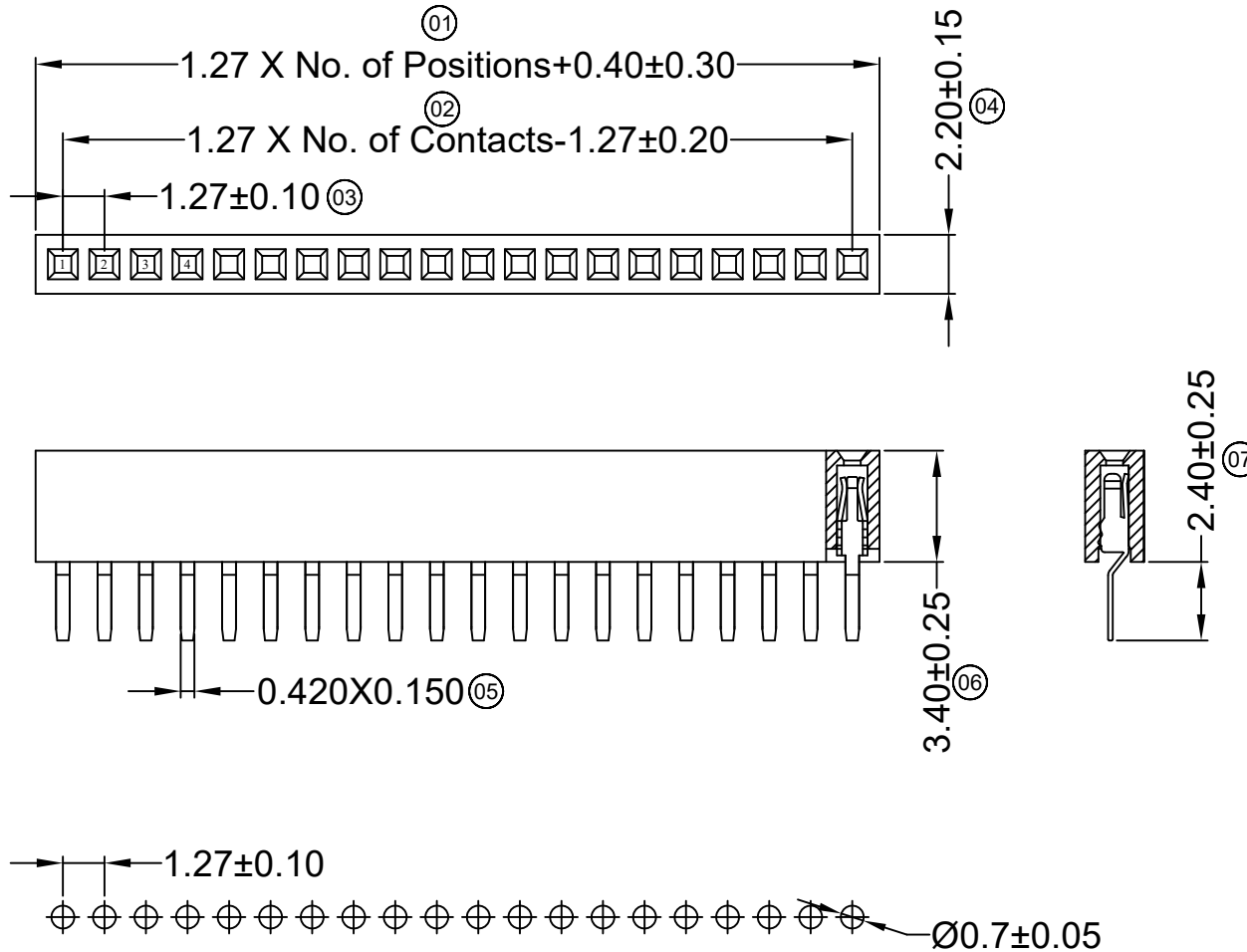
- ① Series No.
- ② Category: W-WAFER
- ③ Welding Board Angle: V-180° ; R-90°
- ④ Welding Way: Blank-DIP ; S-SMT
- ⑤ Row No.-Pin No.: XX-Single Row ; 2*XX-Double Row
- ⑥ Plug the Pin & Special No. : D-(Long)The total length of the PIN=11.90mm (Short)The total length of the PIN=9.30mm ; Contact =3.00mm ; DIP=2.80mm PIN to Plastic bottom Size =1.20mm
- ⑦ Material: 6T -PA6T 94V-0 ; 9T -PA9T 94V-0 ; 1T -PA10T 94V-0 ; 46 -PA46T 94V-0
- ⑧ Plating Category: V01-Gold Flash 02-2u" 03-3u" SN-Bright Tin Plating (70-120u")
- ⑨ Color : Blank-Black Color

DATE	OLD REV	NEW REV	ECN	DESCRIPTION	CHECK	APPROVAL	PROJECT
							

GENERAL TOLERANCE	
.X	±0.30
.XX	±0.20
.XXX	±0.10

 东莞市思量连接器有限公司 DONGGUAN ADZL CONNECTORS CO.,LTD.			
APPROVAL	CHECK	DRAWN	DATA
Ken	Zhao Hong	Allen	2017/08/01

PART NO. 1271WR-2*XXD-XXXXX			
TITLE 1.27 mm Crimp Style Connector			
UNIT MM	SCALE 1 : 1	NUMBER	REV




■ Specifications :

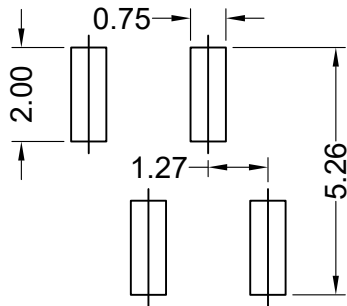
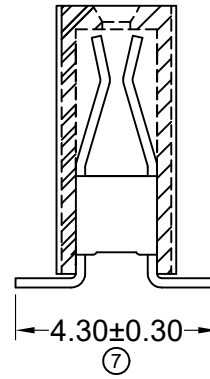
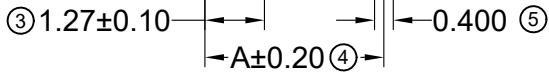
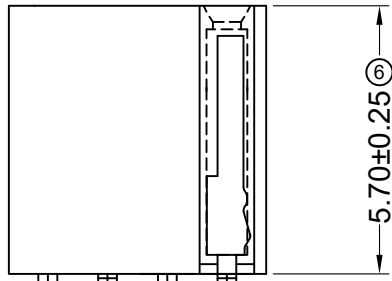
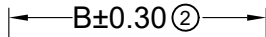
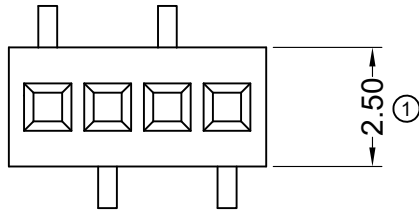
- Voltage rating: 250V AC / DC
- Current rating: 1A AC / DC
- Withstanding voltage: 500V AC/minute
- Temperature range: -25°C~+85°C
- Insulation resistance: ≥1000MΩ
- Contact resistance: ≤20mΩ
- After environmental testing: ≤30mΩ
- Mates With ADZL Wafer :1271W

1271 F V X-XX X-XX XXX XX
 ① ② ③ ④ ⑤ ⑥ ⑦ ⑧ ⑨

- ① Series No.
- ② Category: F-Female Wafer
- ③ Welding Board Angle: V-180° ; R-90°
- ④ Welding Way: Blank-DIP ; S-SMT
- ⑤ Row No.-Pin No.: XX-Single Row ; 2*XX-Double Row
- ⑥ Plug the Pin & Special No. : C-Plastic Height=3.40mm ; DIP=2.40mm
- ⑦ Material: 6T -PA6T 94V-0 ; 9T -PA9T 94V-0 ; 1T -PA10T 94V-0 ; 46 -PA46T 94V-0
- ⑧ Plating Category:
 V01-Gold Flash 02-2u" 03-3u"
 SN-Bright Tin Plating (70-120u")
- ⑨ Color : Blank-Black Color

Recommended PCB Board Hole Layout

							 东莞市思量连接器有限公司 DONGGUAN ADZL CONNECTORS CO.,LTD.				PART NO. 1271FV-XXC-XXXXX			
							APPROVAL				TITLE 1.27 mm Crimp Style Connector			
							Ken				UNIT MM			
							Zhao Hong				SCALE 1 : 1			
							Allen				NUMBER			
							2017/08/01				REV			
DATE	OLD REV	NEW REV	ECN	DESCRIPTION	CHECK	APPROVAL	PROJECT							



Recommended P.C.B Layout
General Tolerance±0.10

Specifications :

- Voltage rating: 250V AC / DC
- Current rating: 1A AC / DC
- Withstanding voltage: 500V AC/minute
- Temperature range: -25°C~+85°C
- Insulation resistance: ≥500MΩ
- Contact resistance: ≤20mΩ
- After environmental testing: ≤30mΩ
- Mates With ADZL Wafer :1271W

1271 F V S-XX XX-6T V01 XX
① ②③④⑤ ⑥ ⑦ ⑧ ⑨

- ① Series No.
- ② Category: F-Female
- ③ Welding Board Angle: V- Straight 180°
- ④ Welding Way: S-SMT
- ⑤ Row No.-Pin No.: XX-01P~50P
- ⑥ Special No
- ⑦ Material: 6T -PA6T 94V-0 ; 9T -PA9T 94V-0 ; 1T -PA10T 94V-0; 46 -PA46T 94V-0
- ⑧ Plating Category:
V01-Gold Flash 02-2u" 03-3u"
SN-Bright Tin Plating (70-120u")
- ⑨ Color : Blank-Black Color

Poles	Dimensions(mm)		Poles	Dimensions(mm)		Poles	Dimensions(mm)	
	A	B		A	B		A	B
01		1.27	18	21.59	22.86	35	43.18	44.45
02	1.27	2.54	19	22.86	24.13	36	44.45	45.72
03	2.54	3.81	20	24.13	25.40	37	45.72	46.99
04	3.81	5.08	21	25.40	26.67	38	46.99	48.26
05	5.08	6.35	22	26.67	27.94	39	48.26	49.53
06	6.35	7.62	23	27.94	29.21	40	49.53	50.80
07	7.62	8.89	24	29.21	30.48	41	50.80	52.07
08	8.89	10.16	25	30.48	31.75	42	52.07	53.34
09	10.16	11.43	26	31.75	33.02	43	53.34	54.61
10	11.43	12.70	27	33.02	34.29	44	54.61	55.88
11	12.70	13.97	28	34.29	35.56	45	55.88	57.15
12	13.97	15.24	29	35.56	36.83	46	57.15	58.42
13	15.24	16.51	30	36.83	38.10	47	58.42	59.69
14	16.51	17.78	31	38.10	39.37	48	59.69	60.96
15	17.78	19.05	32	39.37	40.64	49	60.96	62.23
16	19.05	20.32	33	40.64	41.91	50	62.23	63.50
17	20.32	21.59	34	41.91	43.18			

DATE	OLD REV	NEW REV	ECN	DESCRIPTION	CHECK	APPROVAL

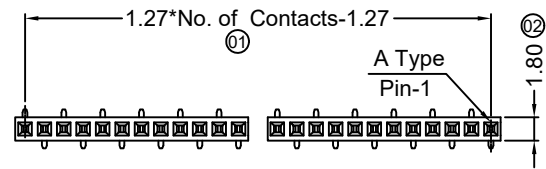
GENERAL TOLERANCE	
.X	±0.30
.XX	±0.20
.XXX	±0.10

ADZL 东莞市思量连接器有限公司
DONGGUAN ADZL CONNECTORS CO.,LTD.

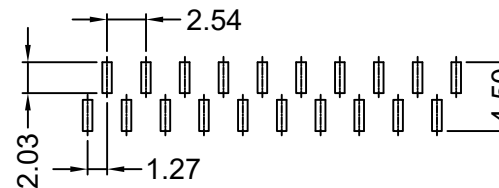
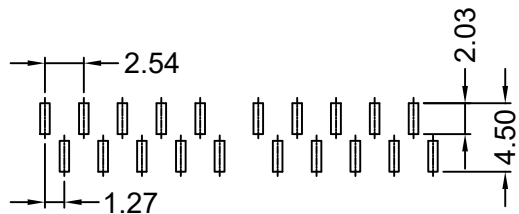
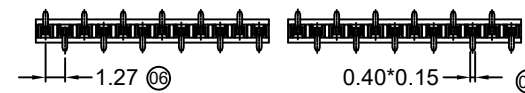
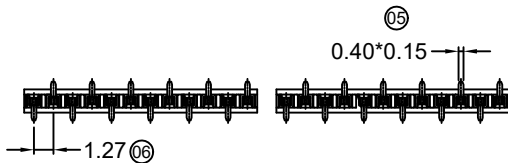
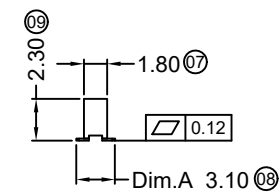
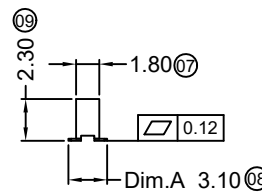
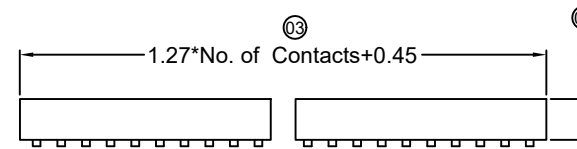
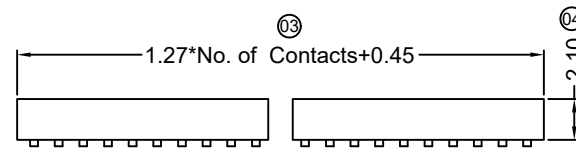
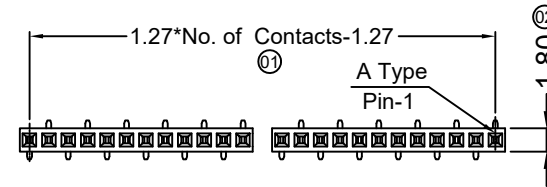
APPROVAL	CHECK	DRAWN	DATA
Ken	Zhao Hong	Allen	2017/08/01

PART NO. 1271FVS-XX-XXXXX			
TITLE 1.27 mm Crimp Style Connectors			
UNIT MM	SCALE 1 : 1	NUMBER	REV

A TYPE



B TYPE



Recommended P.C. Board SMD Layout

Recommended P.C. Board SMD Layout


Specifications :

- Voltage rating: 250V AC / DC
- Current rating: 1A AC / DC
- Withstanding voltage: 300V AC/minute
- Temperature range: -25°C~+85°C
- Insulation resistance: ≥1000MΩ
- Contact resistance: ≤20mΩ
- After environmental testing: ≤30mΩ
- Mates With ADZL Wafer :1271W

1271 F V SX-XX E-XX XXX XX
① ② ③ ④ ⑤ ⑥ ⑦ ⑧ ⑨

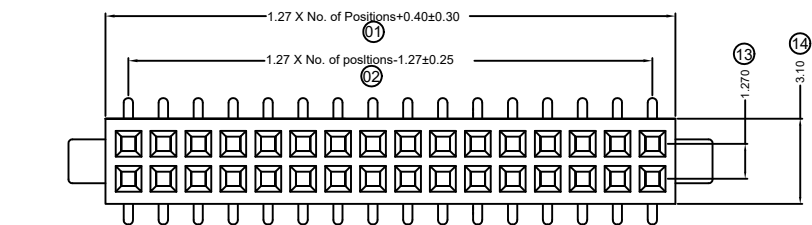
- ① Series No.
- ② Category: F-Female
- ③ Welding Board Angle: V-90°
- ④ Welding Way: SA-SMT A Type, SB-SMT B Type
- ⑤ Row No.-Pin No.: XX-03P~40P
- ⑥ Plug the Pin & Special No.: E-Height=2.10mm
- ⑦ Material: 6T -PA6T 94V-0; 9T -PA9T 94V-0; 1T -PA10T 94V-0; 46 -PA46T 94V-0
- ⑧ Plating Category: V01-Gold Flash 02-2u" 03-3u" SN-Bright Tin Plating (70-120u")
- ⑨ Color : Blank-Black Color

DATE	OLD REV	NEW REV	ECN	DESCRIPTION	CHECK	APPROVAL
1			2	3	4	5

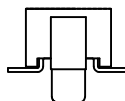
GENERAL TOLERANCE	
.X	±0.30
.XX	±0.20
.XXX	±0.10
PROJECT	

 东莞市思量连接器有限公司 DONGGUAN ADZL CONNECTORS CO.,LTD.			
APPROVAL	CHECK	DRAWN	DATA
Ken	Zhao Hong	Allen	2017/04/21

PART NO. 1271FVSX-XXE-XXXXX			
TITLE 1.27 mm Crimp Style Connectors			
UNIT MM	SCALE 1:1	NUMBER	REV
7	8		

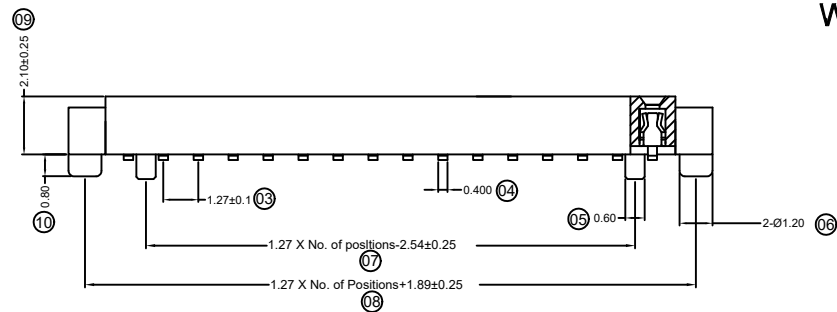
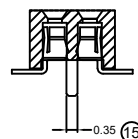
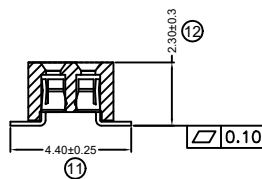


External Peg



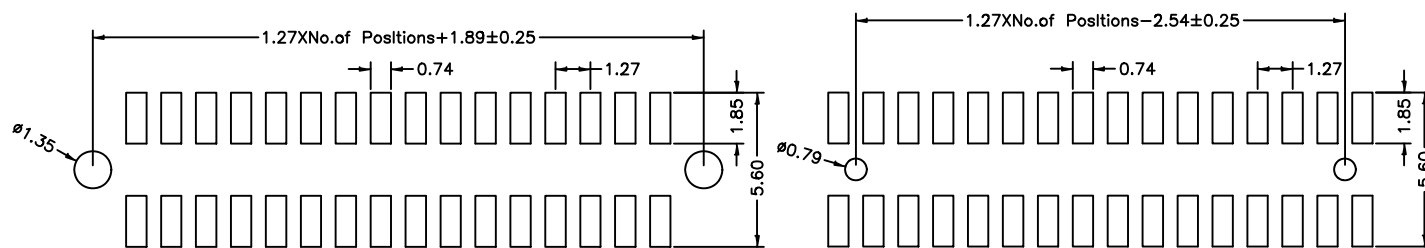
With Out Peg

Lonner Peg



■ Specifications :

- Voltage rating: 250V AC / DC
- Current rating: 1A AC / DC
- Withstanding voltage: 500V AC/minute
- Temperature range: -25°C~+85°C
- Insulation resistance: ≥5000MΩ
- Contact resistance: ≤20mΩ
- After environmental testing: ≤30mΩ
- Mates With ADZL Wafer :1271W



External Peg

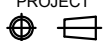
P.C.B LAYOUT

Lonner Peg


1271 F V S-2*XX X-XX XXX XX

① ② ③ ④ ⑤ ⑥ ⑦ ⑧ ⑧

- ① Series No.
- ② Category: F-Female Wafer
- ③ Welding Board Angle: V-180° ; R-90°
- ④ Welding Way: Blank-DIP ; S-SMT
- ⑤ Row No.-Pin No.: XX-Single Row ; 2*XX-Double Row
- ⑥ Plug the Pin & Special No. : Blank-Without Peg ; S-With Peg
- ⑦ Material: 6T -PA6T 94V-0 ; 9T -PA9T 94V-0 ; 1T -PA10T 94V-0 ; 46 -PA46T 94V-0
- ⑧ Plating Category:
V01-Gold Flash 02-2u" 03-3u"
SN-Bright Tin Plating (70-120u")
- ⑨ Color : Blank-Black Color

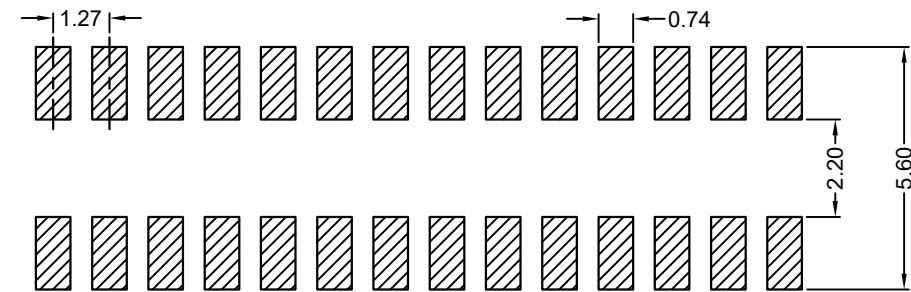
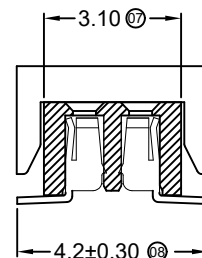
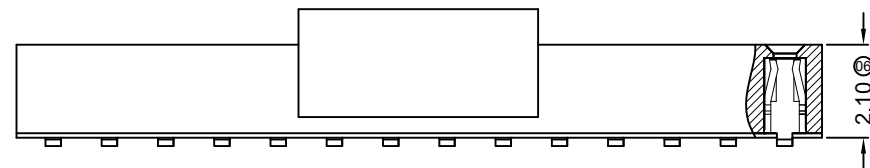
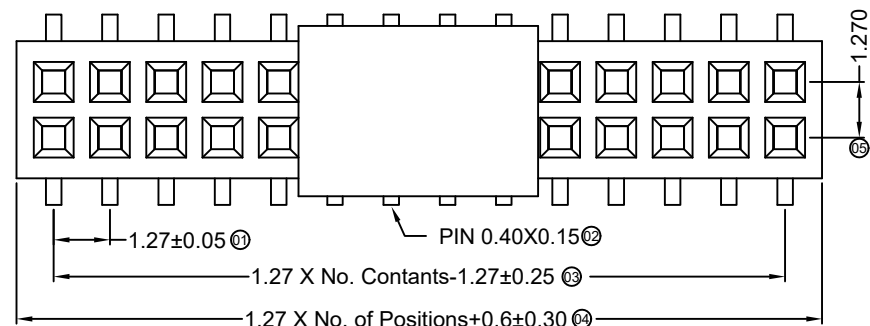
DATE	OLD REV	NEW REV	ECN	DESCRIPTION	CHECK	APPROVAL	PROJECT
							

GENERAL TOLERANCE	
.X	±0.30
.XX	±0.20
.XXX	±0.10

 东莞市思量连接器有限公司
DONGGUAN ADZL CONNECTORS CO.,LTD.

APPROVAL	CHECK	DRAWN	DATA
Ken	Zhao Hong	Allen	2017/03/30

PART NO. 1271FVS-2*XXX-XXXXX			
TITLE 1.27 mm Crimp Style Connector			
UNIT MM	SCALE 1 : 1	NUMBER	REV




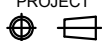
PCB LAYOUT

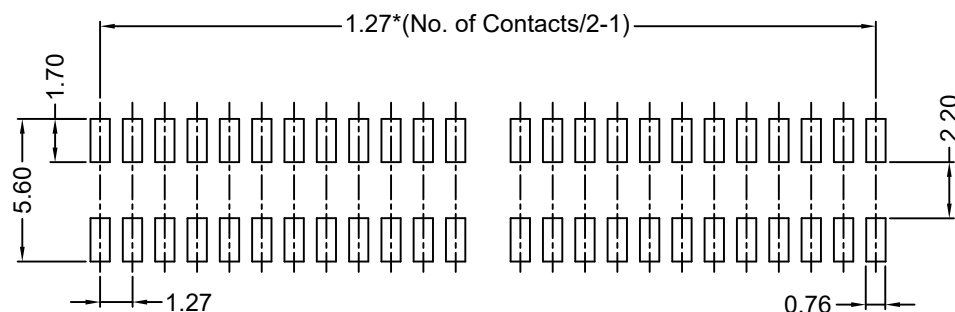
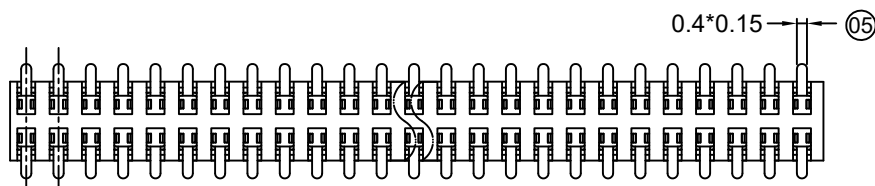
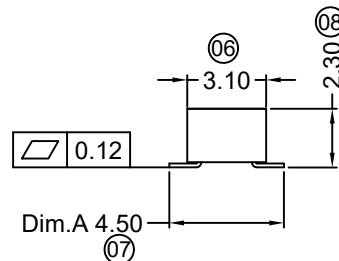

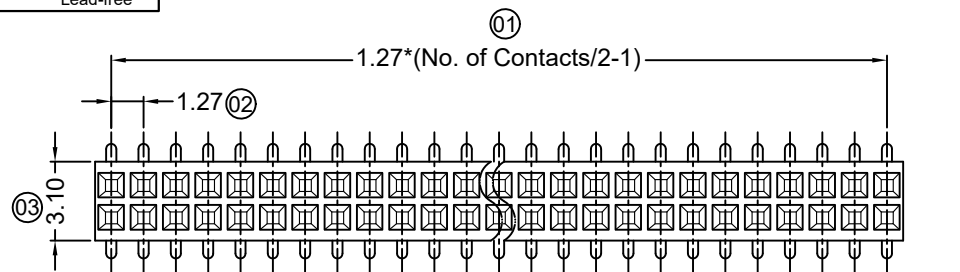
■ Specifications :

- Voltage rating: 250V AC / DC
- Current rating: 1A AC / DC
- Withstanding voltage: 500V AC/minute
- Temperature range: -25°C~+85°C
- Insulation resistance: $\geq 5000M\Omega$
- Contact resistance: $\leq 20m\Omega$
- After environmental testing: $\leq 30m\Omega$
- Mates With ADZL Wafer :1271W

1271 F V S-2*XX G-XX XX XX
① ② ③ ④ ⑤ ⑥ ⑦ ⑧ ⑨

- ① Series No.
- ② Category: F-Female
- ③ Welding Board Angle: V-180°
- ④ Welding Way: S-SMT
- ⑤ Row No.-Pin No.: 2*XX-Double Row
- ⑥ Plug the Pin & Special No. :
G-With Cap, plastic height 2.10mm,
- ⑦ Material: 6T -PA6T 94V-0 ; 9T -PA9T 94V-0 ;
1T -PA10T 94V-0; 46 -PA46T 94V-0
- ⑧ Plating Category:
V01-Gold Flash 02-2u" 03-3u"
SN-Bright Tin Plating (70-120u")
- ⑨ Color : Blank-Natural Color

							<p>GENERAL TOLERANCE</p> <p>.X ±0.30</p> <p>.XX ±0.20</p> <p>.XXX ±0.10</p>				 <p>东莞市思量连接器有限公司 DONGGUAN ADZL CONNECTORS CO.,LTD.</p>				<p>PART NO. 1271FVS-2*XXG-XXXXX</p>			
							<p>APPROVAL</p> <p>Ken</p>				<p>CHECK</p> <p>Zhao Hong</p>							
							<p>DRAWN</p> <p>Allen</p>				<p>DATA</p> <p>2011/08/19</p>							
DATE	OLD REV	NEW REV	ECN	DESCRIPTION	CHECK	APPROVAL	PROJECT		UNIT	SCALE	NUMBER	REV						
								MM	1:1									



Specifications :



- Voltage rating: 250V AC / DC
- Current rating: 1A AC / DC
- Withstanding voltage: 300V AC/minute
- Temperature range: -25°C~+85°C
- Insulation resistance: $\geq 1000M\Omega$
- Contact resistance: $\leq 20m\Omega$
- After environmental testing: $\leq 30m\Omega$
- Mates With ADZL Wafer :1271W

1271 F V S-2*XX E-XX XXX XX

① ② ③ ④ ⑤ ⑥ ⑦ ⑧ ⑨

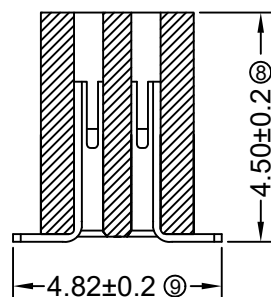

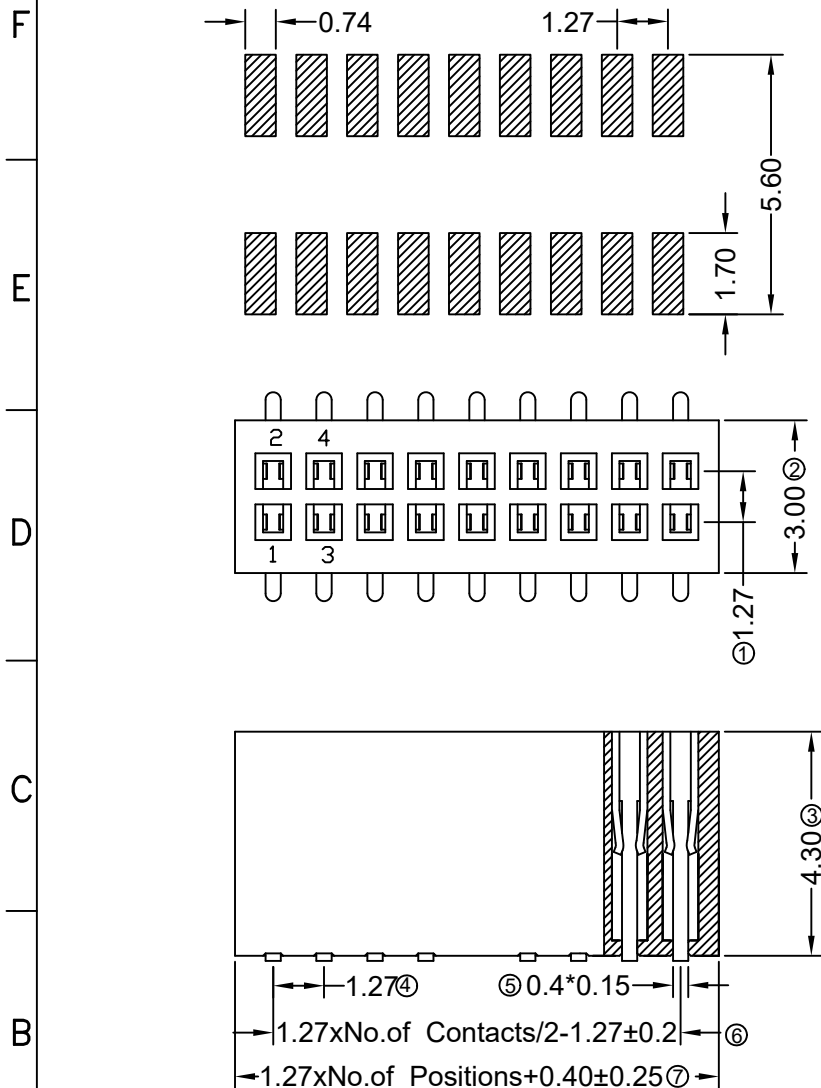
- ① Series No.
- ② Category: F-Female
- ③ Welding Board Angle: V-90°
- ④ Welding Way: S-SMT , Blank-DIP
- ⑤ Row No.-Pin No.: 2*XX-2*01~2*25
- ⑥ Plug the Pin & Special No. :
E-Height=2.10mm , DIP=2.00mm
- ⑦ Material: 6T -PA6T 94V-0 ; 9T -PA9T 94V-0 ;
1T -PA10T 94V-0; 46 -PA46T 94V-0
- ⑧ Plating Category:
V01-Gold Flash 02-2u" 03-3u"
SN-Bright Tin Plating (70-120u")
- ⑨ Color : Blank-Black Color

DATE	OLD REV	NEW REV	ECN	DESCRIPTION	CHECK	APPROVAL		

GENERAL TOLERANCE	
.X	± 0.30
.XX	± 0.20
.XXX	± 0.10
PROJECT	
	

 东莞市思量连接器有限公司 DONGGUAN ADZL CONNECTORS CO.,LTD.			
APPROVAL	CHECK	DRAWN	DATA
Ken	Zhao Hong	Allen	2017/04/20

PART NO. 1271FVS-2*XXE-XXXXX			
TITLE 1.27 mm Crimp Style Connectors			
UNIT MM	SCALE 1 : 1	NUMBER	REV


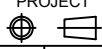


Specifications :

- Voltage rating: 250V AC / DC
- Current rating: 2A AC / DC
- Withstanding voltage: 500V AC/minute
- Temperature range: -25°C~+85°C
- Insulation resistance: ≥1000MΩ
- Contact resistance: ≤20mΩ
- After environmental testing: ≤30mΩ
- Mates With ADZL Wafer :1271W

1271 F V S-2*XX C-XX XX XX
 ① ② ③ ④ ⑤ ⑥ ⑦ ⑧ ⑨

- ① Series No.
- ② Category: F-Female
- ③ Welding Board Angle: V-90°
- ④ Welding Way: S-SMT
- ⑤ Row No.-Pin No.: 2*XX-Double Row
- ⑥ Plug the Pin & Special No. :
C-Height=4.30mm , SMT=4.80mm
- ⑦ Material: 6T -PA6T 94V-0 ; 9T -PA9T 94V-0 ;
1T -PA10T 94V-0; 46 -PA46T 94V-0
- ⑧ Plating Category:
V01-Gold Flash 02-2u" 03-3u"
SN-Bright Tin Plating (70-120u")
- ⑨ Color : Blank-Black Color

							GENERAL TOLERANCE .X ±0.30 .XX ±0.20 .XXX ±0.10				 东莞市思量连接器有限公司 DONGGUAN ADZL CONNECTORS CO.,LTD.				PART NO. 1271FVS-2*XXC-XXXXX			
							APPROVAL				TITLE 1.27 mm Crimp Style Connectors							
							Ken				Zhao Hong							
							Allen				2017/08/19							
DATE	OLD REV	NEW REV	ECN	DESCRIPTION	CHECK	APPROVAL	PROJECT		UNIT	SCALE	NUMBER	REV						
									MM	1:1								




Specifications :

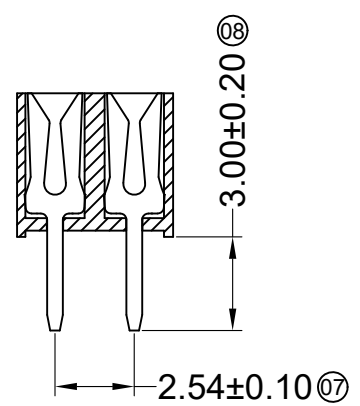
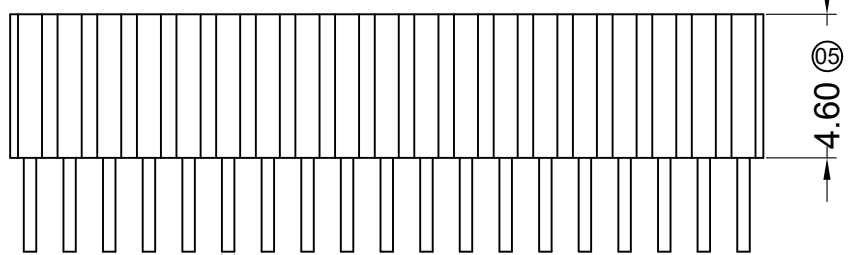
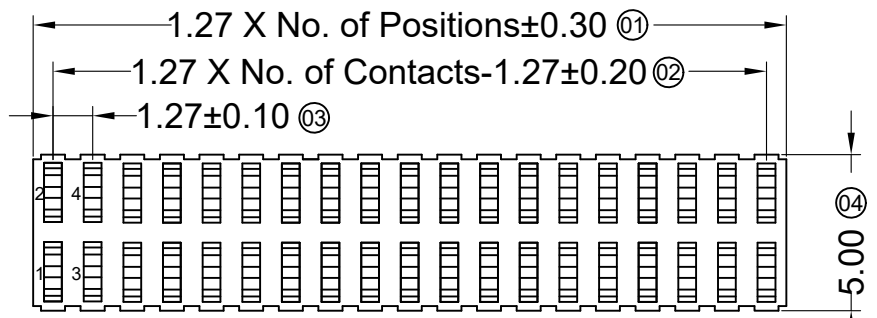
- Voltage rating: 250V AC / DC
- Current rating: 1A AC / DC
- Withstanding voltage: 300V AC/minute
- Temperature range: -25°C~+85°C
- Insulation resistance: ≥1000MΩ
- Contact resistance: ≤20mΩ
- After environmental testing: ≤30mΩ
- Mates With ADZL Wafer :1271W

1271 F V X-2*XX F-XX XXX XX
 ① ② ③ ④ ⑤ ⑥ ⑦ ⑧ ⑨

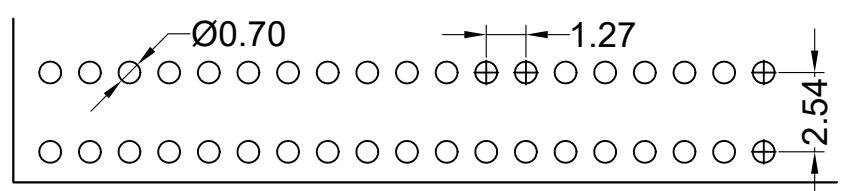
- ① Series No.
- ② Category: F-Female
- ③ Welding Board Angle: V-90°
- ④ Welding Way: S-SMT , Blank-DIP
- ⑤ Row No.-Pin No.: 2*XX-2*01~2*25
- ⑥ Plug the Pin & Special No. :
F-Height=4.30mm , DIP=2.40mm
- ⑦ Material: 6T -PA6T 94V-0 ; 9T -PA9T 94V-0 ;
1T -PA10T 94V-0; 46 -PA46T 94V-0
- ⑧ Plating Category:
V01-Gold Flash 02-2u" 03-3u"
SN-Bright Tin Plating (70-120u")
- ⑨ Color : Blank-Black Color

Recommended
P.C.Board Layout

							GENERAL TOLERANCE	 东莞市思量连接器有限公司 DONGGUAN ADZL CONNECTORS CO.,LTD.				PART NO. 1271FV-2*XXF-XXXXX				
							.X ±0.30					TITLE 1.27 mm Crimp Style Connectors				
							.XX ±0.20	APPROVAL	CHECK	DRAWN	DATA	UNIT MM		SCALE 1:1	NUMBER	REV
DATE	OLD REV	NEW REV	ECN	DESCRIPTION	CHECK	APPROVAL	PROJECT	Ken	Zhao Hong	Allen	2017/11/12					
							 									



0.40X0.44 (6)



PCB Layout


■ Specifications :

- Voltage rating: 250V AC / DC
- Current rating: 3A AC / DC
- Withstanding voltage: 300V AC/minute
- Temperature range: -25°C~+85°C
- Insulation resistance: ≥1000MΩ
- Contact resistance: ≤20mΩ
- After environmental testing: ≤30mΩ
- Mates With ADZL Wafer :1271W

1271 F V X-2*XX D-XX XXX XX

① ② ③ ④ ⑤ ⑥ ⑦ ⑧ ⑨

- ① Series No.
- ② Category: F-Female Wafer
- ③ Welding Board Angle: V-180°
- ④ Welding Way: Blank-DIP
- ⑤ Row No.-Pin No.: 2*XX-Double Row
- ⑥ Plug the Pin & Special No.:
D-Plastic Height=4.60mm; DIP=3.00mm
- ⑦ Material: 6T -PA6T 94V-0; 9T -PA9T 94V-0;
- ⑧ 1T -PA10T 94V-0; 46 -PA46T 94V-0
- Plating Category:
V01-Gold Flash 02-2u" 03-3u"
- SN-Bright Tin Plating (70-120u")
- ⑨ Color: Blank-Black Color

								GENERAL TOLERANCE
								.X ±0.30
								.XX ±0.20
								.XXX ±0.10
DATE	OLD REV	NEW REV	ECN	DESCRIPTION	CHECK	APPROVAL	PROJECT	

APPROVAL	CHECK	DRAWN	DATA
Ken	Zhao Hong	Allen	2017/02/12

 东莞市思量连接器有限公司
DONGGUAN ADZL CONNECTORS CO.,LTD.

PART NO. 1271FV-2*XXD-XXXXX			
TITLE 1.27 mm Straight Female Header			
UNIT MM	SCALE 1:1	NUMBER	REV