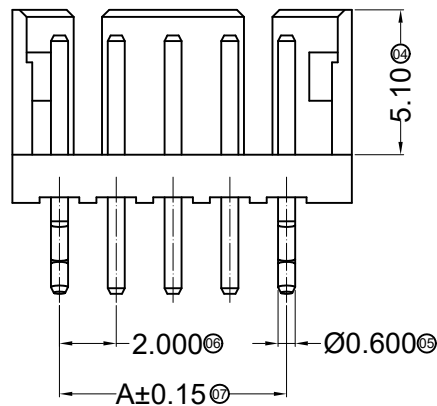


**Specifications :**

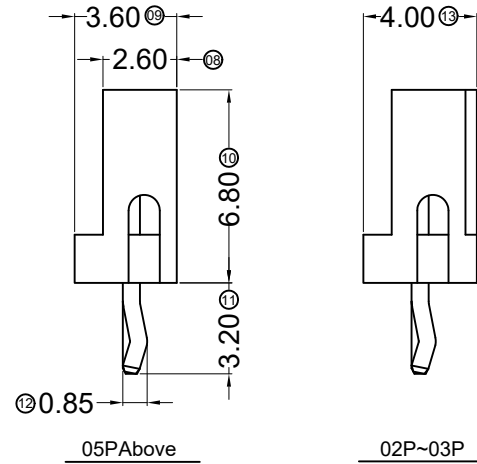
- Voltage rating: 125V AC / DC
- Current rating: 3A AC / DC
- Withstanding voltage: 1000V AC/minute
- Temperature range: -25°C~+85°C
- Insulation resistance: ≥1000MΩ
- Contact resistance: ≤10mΩ
- After environmental testing: ≤20mΩ

2004 W V X-XX X -N0 SN XX  
① ② ③ ④ ⑤ ⑥ ⑦ ⑧ ⑨

- ① Series No.
- ② Category: W-WAFER
- ③ Welding Board Angle: V-Straight 180°
- ④ Welding Way: Blank-DIP
- ⑤ Row No.-Pin No.: XX-02P~15P
- ⑥ Plug the Pin & Special No.: Blank-With Kink ;
- ⑦ Material: N0-PA66 94V-0
- ⑧ Plating Category: SN-Bright Tin Plating (70u" Min.)
- ⑨ Color : Blank-Natural Color

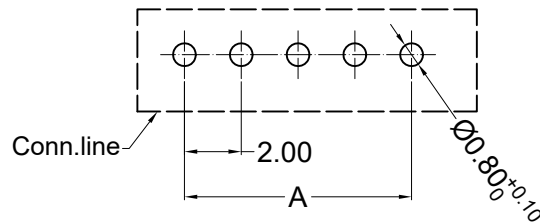


02P~15P Double Gap  
Scale 1:1

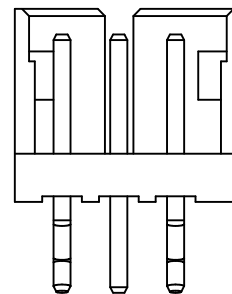


05PAbove

02P~03P



Recommended P.C.B Layout  
General Tolerance±0.05



02P~03P Single Gap  
Scale 1:1

Poles	Dimensions (mm)			Poles	Dimensions (mm)		
	A	B	C		A	B	C
02	2.00	5.96	4.96	10	18.00	21.96	20.96
03	4.00	7.96	6.96	11	20.00	23.96	22.96
04	6.00	9.96	8.96	12	22.00	25.96	24.96
05	8.00	11.96	10.96	13	24.00	27.96	26.96
06	10.00	13.96	12.96	14	26.00	29.96	28.96
07	12.00	15.96	14.96	15	28.00	31.96	30.96
08	14.00	17.96	16.96	16	30.00	33.96	32.96
09	16.00	19.96	18.96				

2004WV-XX-N0SN	PA 66 UL 94V-0	Brass	Tin-Plated	2004H
PART NO	Material	Material(Pin)	Finish(Pin)	Mates With ADZL Housing

DATE	OLD REV	NEW REV	ECN	DESCRIPTION	CHECK	APPROVAL

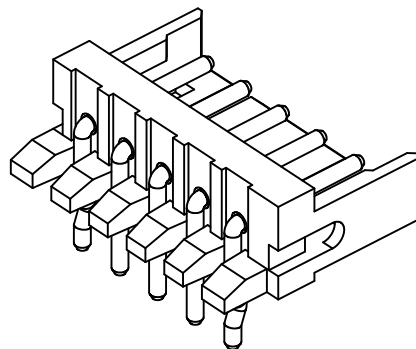
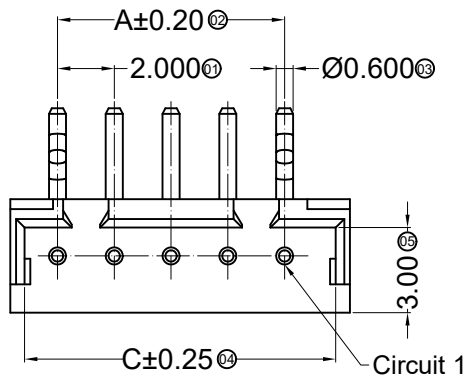
GENERAL TOLERANCE  
.X ±0.30  
.XX ±0.20  
.XXX ±0.10

PROJECT  


 东莞市思量连接器有限公司  
DONGGUAN ADZL CONNECTORS CO.,LTD.

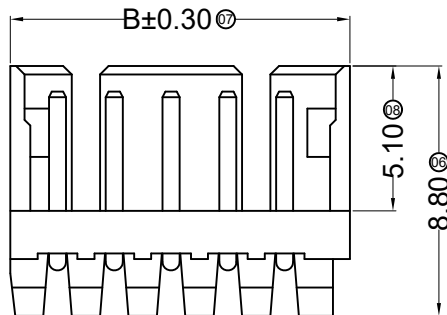
APPROVAL	CHECK	DRAWN	DATA
Ken	Zhao Hong	Allen	2017/07/22

PART NO. 2004WV-XX-N0SN			
TITLE 2.00mm Crimp Style Connectors			
UNIT MM	SCALE 1:1	NUMBER	REV

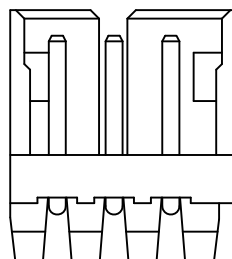
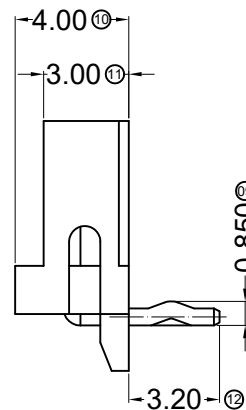


■ Specifications :

- Voltage rating: 125V AC / DC
- Current rating: 3A AC / DC
- Withstanding voltage: 1000V AC/minute
- Temperature range: -25°C~+85°C
- Insulation resistance: ≥1000MΩ
- Contact resistance: ≤10mΩ
- After environmental testing: ≤20mΩ



02P~15P Double Gap  
Scale 1:1

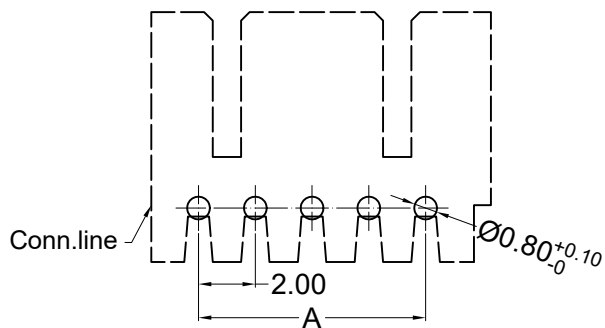


02P~03P Single Gap  
Scale 1:1

2004 W R X-XX X -N0 SN XX  
① ② ③ ④ ⑤ ⑥ ⑦ ⑧ ⑨

- ① Series No.
- ② Category: W-WAFER
- ③ Welding Board Angle: R-Right Angle 90°
- ④ Welding Way: Blank-DIP
- ⑤ Row No.-Pin No.: XX-02P~15P
- ⑥ Plug the Pin & Special No.:
- ⑦ Material: N0-PA66 94V-0
- ⑧ Plating Category: SN-Bright Tin Plating (70u" Min.)
- ⑨ Color : Blank-Natural Color

Poles	Dimensions (mm)			Poles	Dimensions (mm)		
	A	B	C		A	B	C
02	2.00	5.96	4.96	09	16.00	19.96	18.96
03	4.00	7.96	6.96	10	18.00	21.96	20.96
04	6.00	9.96	8.96	11	20.00	23.96	22.96
05	8.00	11.96	10.96	12	22.00	25.96	24.96
06	10.00	13.96	12.96	13	24.00	27.96	26.96
07	12.00	15.96	14.96	14	26.00	29.96	28.96
08	14.00	17.96	16.96	15	28.00	31.96	30.96




Recommended P.C.B Layout  
General Tolerance±0.05

2004WR-XX-N0SN	PA 66 UL 94V-0	Brass	Tin-Plated	2004H
PART NO	Material	Material(Pin)	Finish(Pin)	Mates With ADZL Housing

DATE	OLD REV	NEW REV	ECN	DESCRIPTION	CHECK	APPROVAL

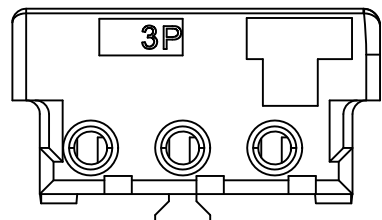
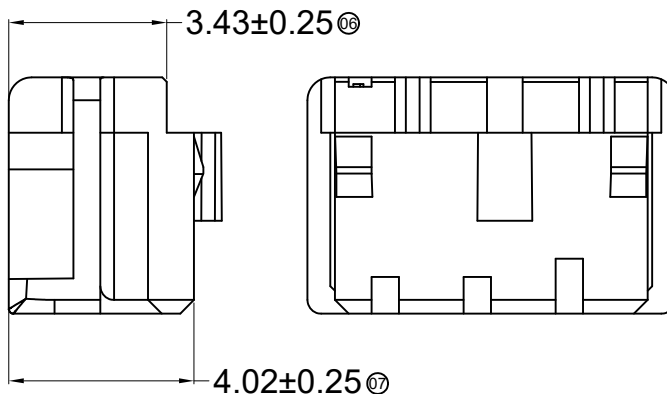
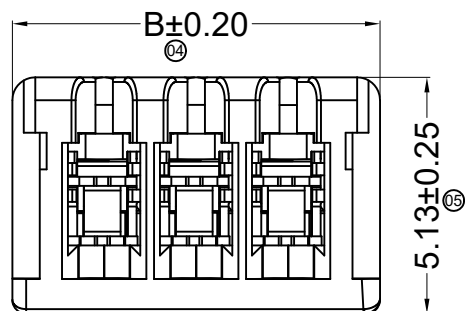
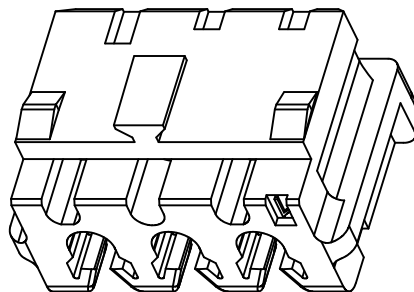
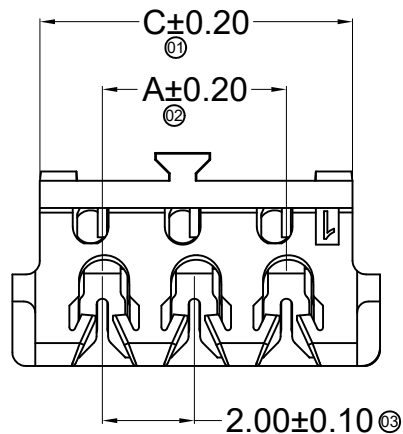
GENERAL TOLERANCE  
.X ±0.30  
.XX ±0.20  
.XXX ±0.10



 东莞市思量连接器有限公司  
DONGGUAN ADZL CONNECTORS CO.,LTD.

APPROVAL	CHECK	DRAWN	DATA
Ken	Zhao Hong	Allen	2017/07/16

PART NO. 2004WR-XX-N0SNX			
TITLE 2.00mm Crimp Style Connectors			
UNIT MM	SCALE 1:1	NUMBER	REV



### Specifications :

- Voltage rating: 125V AC / DC
- Current rating: 4A AC / DC
- Withstanding voltage: 1000V AC/minute
- Temperature range: -25°C~+85°C
- Insulation resistance: ≥1000MΩ
- Contact resistance: ≤10mΩ
- After environmental testing: ≤20mΩ
- Mates With ADZL Terminal 2004W



### 2004 H I - XX X-N0

① ② ③ ④ ⑤ ⑥

- ① Series No.
- ② Category: H-HSG
- ③ Appearance type: Blank-Ordinary
- ④ Row No.-Pin No.: XX-02P~15P
- ⑤ Plug the Pin & special No.: Blank-Ordinary
- ⑥ Material: N0-PA 66 94V-0

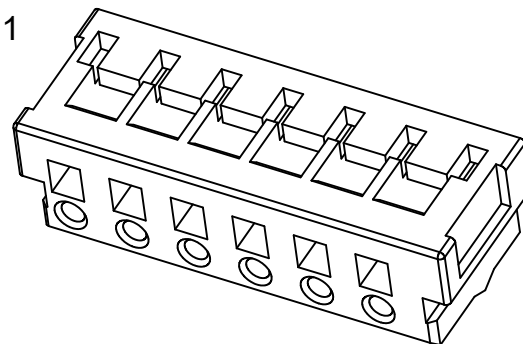
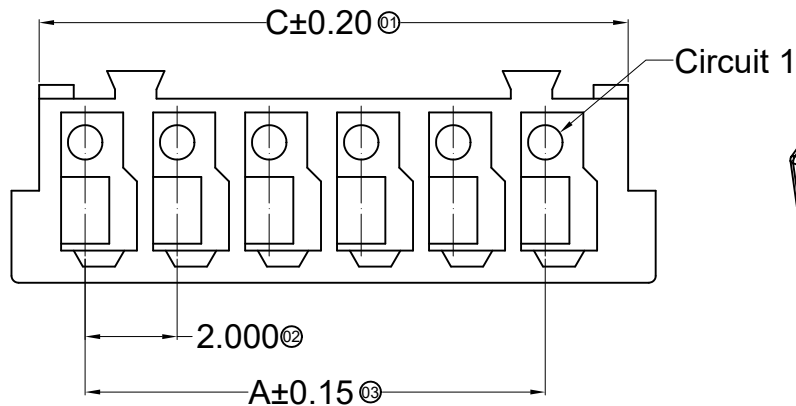
Poles	Dimensions (mm)			Poles	Dimensions (mm)		
	A	B	C		A	B	C
02	2.00	6.00	4.80	10	18.00	22.00	20.80
03	4.00	8.00	6.80	11	20.00	24.00	22.80
04	6.00	10.00	8.80	12	22.00	26.00	24.80
05	8.00	12.00	10.80	13	24.00	28.00	26.80
06	10.00	14.00	12.80	14	26.00	30.00	28.80
07	12.00	16.00	14.80	15	28.00	32.00	30.80
08	14.00	18.00	16.80	16	30.00	34.00	32.80
09	16.00	20.00	18.80				

DATE	OLD REV	NEW REV	ECN	DESCRIPTION	CHECK	APPROVAL

GENERAL TOLERANCE	
.X	±0.30
.XX	±0.20
.XXX	±0.10
PROJECT	
	

 <b>东莞市思量连接器有限公司</b> DONGGUAN ADZL CONNECTORS CO.,LTD.			
APPROVAL	CHECK	DRAWN	DATA
Ken	Zhao Hong	Allen	2019/07/15

PART NO. 2004HI-XX-N0			
TITLE 2.00mm Crimp Style Connectors			
UNIT MM	SCALE 1:1	NUMBER	REV

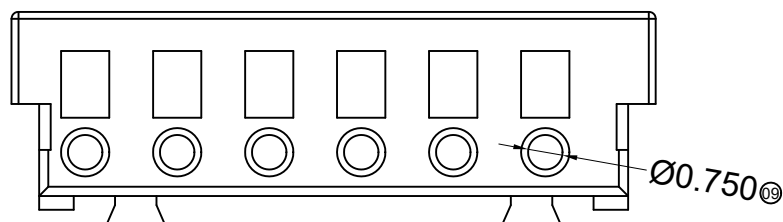
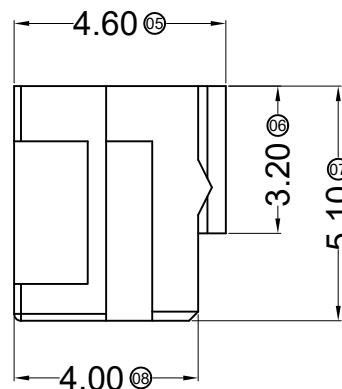
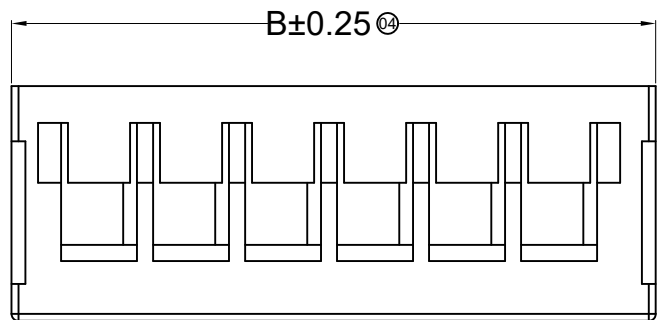


■ Specifications :

- Voltage rating: 125V AC / DC
- Current rating: 3A AC / DC
- Withstanding voltage: 1000V AC/minute
- Temperature range: -25°C~+85°C
- Insulation resistance: ≥1000MΩ
- Contact resistance: ≤10mΩ
- After environmental testing: ≤20mΩ

2004 H X-XX X-N0 HF  
① ②③④⑤⑥⑦

- ① Series No.
- ② Category: H-HSG
- ③ Appearance type: Blank-Ordinary
- ④ Row No.-Pin No.: XX-02P~15P
- ⑤ Plug the Pin & special No.: Blank-Ordinary
- ⑥ Material: N0-PA 66 94V-0
- ⑦ HF-Halogen Free



Poles	Dimensions (mm)			Poles	Dimensions (mm)		
	A	B	C		A	B	C
02	2.00	6.00	4.80	10	18.00	22.00	20.80
03	4.00	8.00	6.80	11	20.00	24.00	22.80
04	6.00	10.00	8.80	12	22.00	26.00	24.80
05	8.00	12.00	10.80	13	24.00	28.00	26.80
06	10.00	14.00	12.80	14	26.00	30.00	28.80
07	12.00	16.00	14.80	15	28.00	32.00	30.80
08	14.00	18.00	16.80	16	30.00	34.00	32.80
09	16.00	20.00	18.80				

2004H-XX-N0HF	PA 66 UL 94V-0 Halogen Free	2004T	2004W
2004H-XX-N0	PA 66 UL 94V-0		
PART NO	Material	Suitable ADZL Terminal	Mates With ADZL Wafer

DATE	OLD REV	NEW REV	ECN	DESCRIPTION	CHECK	APPROVAL

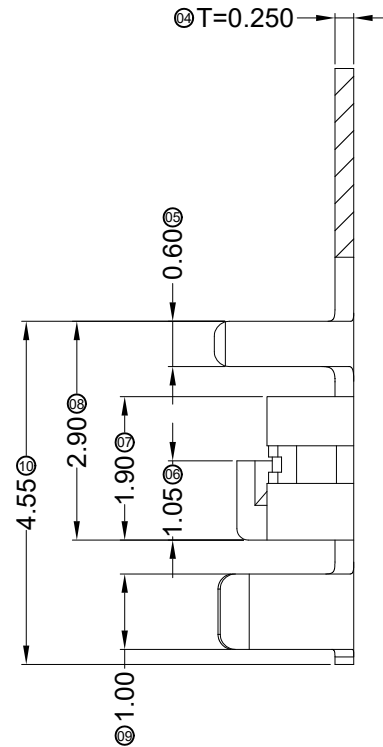
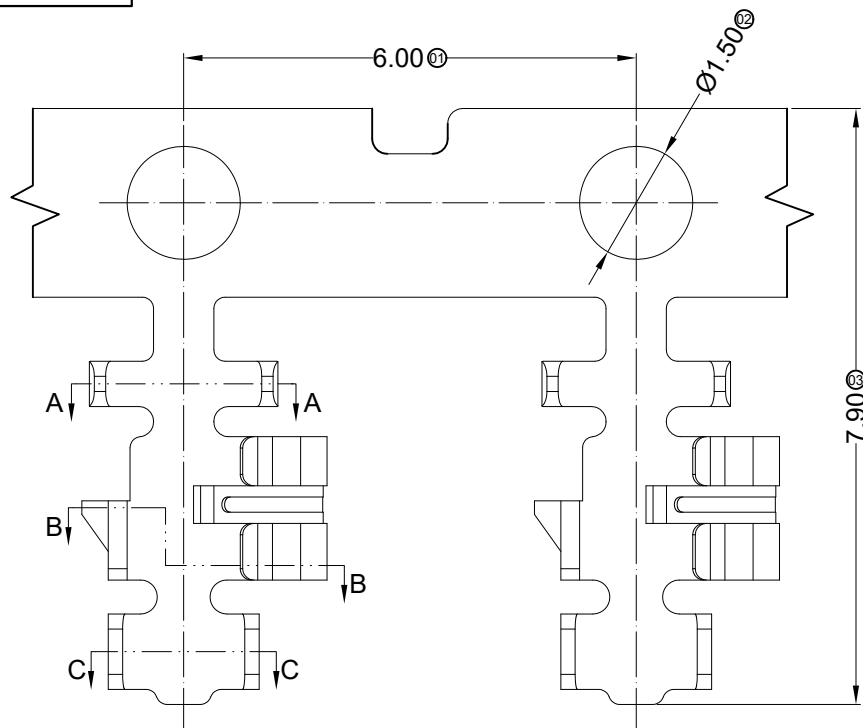
GENERAL TOLERANCE  
.X ±0.30  
.XX ±0.20  
.XXX ±0.10



 东莞市思量连接器有限公司  
DONGGUAN ADZL CONNECTORS CO.,LTD.

APPROVAL	CHECK	DRAWN	DATA
Ken	Zhao Hong	Allen	2017/07/15

PART NO. 2004H-XX-N0HF			
TITLE 2.00mm Crimp Style Connectors			
UNIT MM	SCALE 1:1	NUMBER	REV

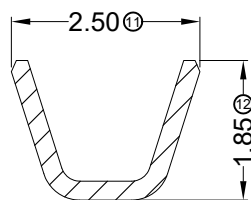


**Specifications :**

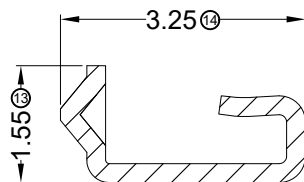
- Voltage rating: 125V AC / DC
- Current rating: 3A AC / DC
- Withstanding voltage: 1000V AC/minute
- Temperature range: -25°C~+85°C
- Insulation resistance: ≥1000MΩ
- Contact resistance: ≤10mΩ
- After environmental testing: ≤20mΩ

2004 T X-P SN X- X  
① ② ③ ④ ⑤ ⑥ ⑦

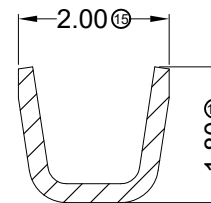
- ① Series Number
- ② Category: T-terminal
- ③ Shape: Blank-ordinary
- ④ Material: P-Phosphor bronze
- ⑤ Plating style: SN-Bright tin plating
- ⑥ Plating method: Blank-Stamping before plating
- ⑦ Mold No./Mark/Special No.: Blank-With "SWB" Mark



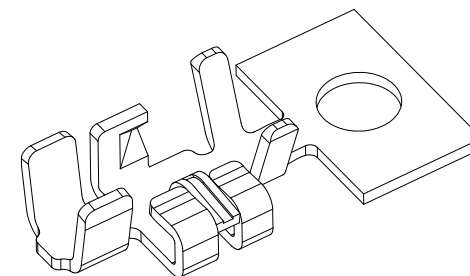
SECTION: A-A  
SCALE: 1:1



SECTION: B-B  
SCALE: 1:1




SECTION: C-C  
SCALE: 1:1



2004T-PSN	Phosphor Bronze	AWG#24-28	1.05mm(Max)	Stamping Before Plating;30u" Ni;70u"Sn	2004H
PART NO	Material	Wire Range	Insulation O.D.	Finish	Used In ADZL Housing

GENERAL TOLERANCE  
.X ±0.30  
.XX ±0.20  
.XXX ±0.10

 东莞市思量连接器有限公司  
DONGGUAN ADZL CONNECTORS CO.,LTD.

PART NO. 2004T-PSN

TITLE 2.00mm Crimp Style Connectors

APPROVAL CHECK DRAWN DATA

Ken Zhao Hong Allen 2017/07/24

UNIT SCALE NUMBER REV  
MM 1:1

DATE	OLD REV	NEW REV	ECN	DESCRIPTION	CHECK	APPROVAL	PROJECT
							