

Poles	Dimensions (mm)	
	A	B
2*01	8.35	
2*02	12.05	5.70
2*03	17.75	11.40
2*04	23.45	17.10
2*05	29.15	22.80
2*06	34.85	28.50

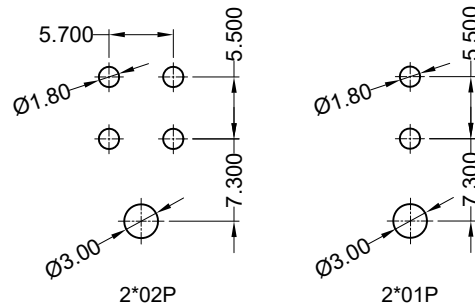
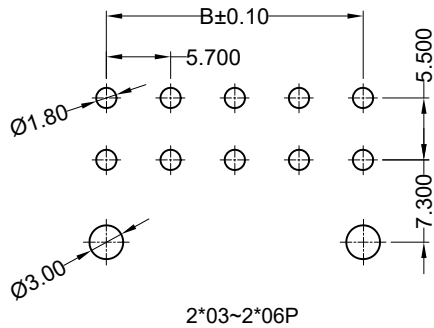
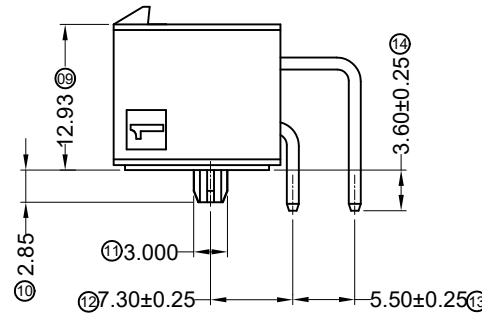
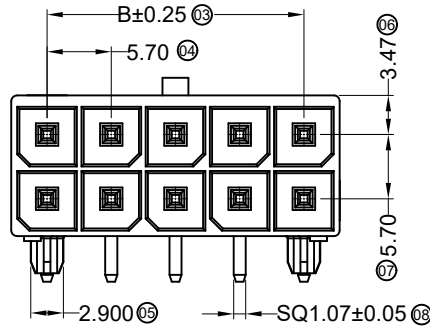
■ Specifications :

- Voltage rating: 600V AC / DC
- Current rating: 23A AC / DC
- Withstanding voltage: 2200V AC/minute
- Temperature range: -40°C~+105°C
- Insulation resistance: ≥1000MΩ
- Contact resistance: ≤2mΩ
- After environmental testing: ≤10mΩ

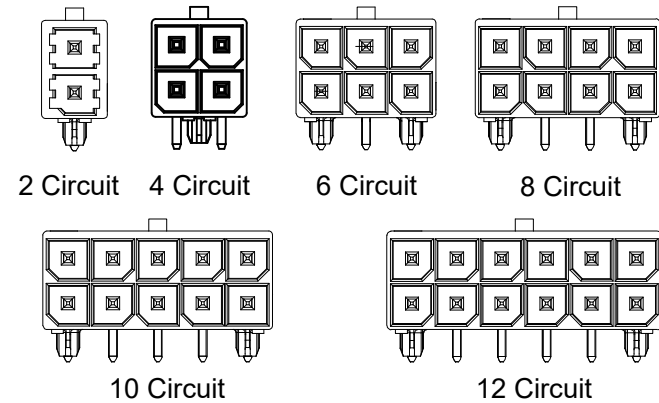
5700 W R X-2*XX X -LP SW BK T

① ② ③ ④ ⑤ ⑥ ⑦ ⑧ ⑨ ⑩

- ① Series No.
- ② Category: W-WAFER
- ③ Welding Board Angle: R-Straight 90°
- ④ Welding Way: Blank-DIP
- ⑤ Row No.-Pin No.: 2*XX-2*02P~2*06P
- ⑥ Plug the Pin & Special No.: H-High conductive Brass
- ⑦ Material: LP -LCP 94V-0
- ⑧ Plating Category: SW-Matte Tin Plating
- ⑨ Color : BK-Black
- ⑩ Packing Form: T-Tray



Recommended P.C.B Layout
General Tolerance±0.05



5700WR-2*XXH-LPSWBKT	LCP UL 94V-0	High conductive Brass	Matte Tin	5700H
PART NO	Material	Material(Pin)	Finish(Pin)	Mates With ADZL Housing

DATE	OLD REV	NEW REV	ECN	DESCRIPTION	CHECK	APPROVAL

GENERAL TOLERANCE	
.X	±0.30
.XX	±0.20
.XXX	±0.10



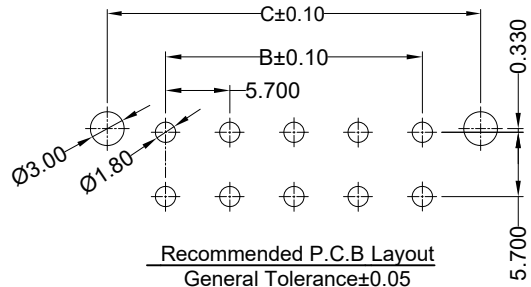
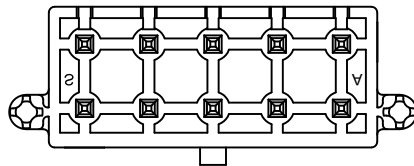
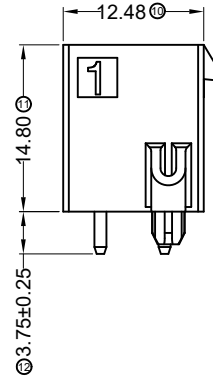
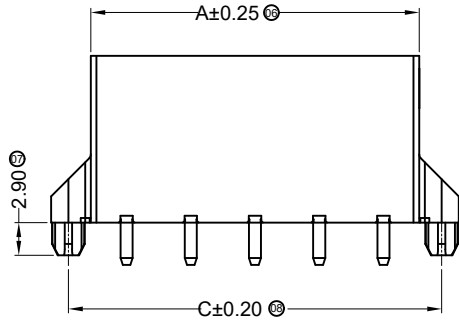
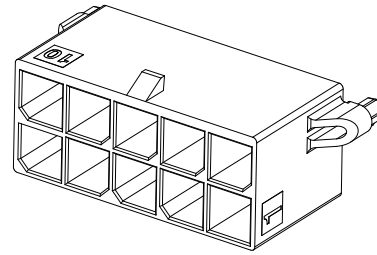
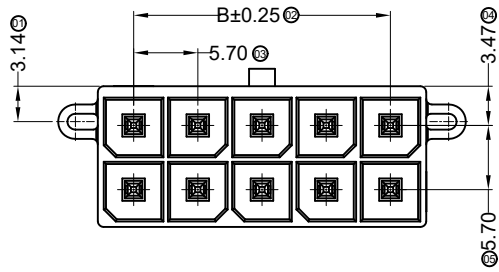
APPROVAL	CHECK	DRAWN	DATA
Ken	Zhao Hong	Allen	2017/02/25

PART NO.			
5700WR-2*XXH-LPSWBKT			
TITLE			
5.70 mm Crimp Style Connectors			
UNIT	SCALE	NUMBER	REV
MM	1:1		

RoHS

WWW.ADZLCONN.COM

TEL:0769-82285488



Poles	Dimensions (mm)		
	A	B	C
2*01	8.35	5.70	12.34
2*02	12.05	5.70	16.04
2*03	17.75	11.40	21.74
2*04	23.45	17.10	27.44
2*05	29.15	22.80	33.14
2*06	34.85	28.50	38.84


Specifications :

- Voltage rating: 600V AC / DC
- Current rating: 23A AC / DC
- Withstanding voltage: 2200V AC/minute
- Temperature range: -40°C~+105°C
- Insulation resistance: ≥1000MΩ
- Contact resistance: ≤2mΩ
- After environmental testing: ≤10mΩ

5700 W V X-2*XX X -LP SW BK T

① ② ③ ④ ⑤ ⑥ ⑦ ⑧ ⑨ ⑩

- ① Series No.
- ② Category: W-WAFER
- ③ Welding Board Angle: V-Straight 180°
- ④ Welding Way: Blank-DIP
- ⑤ Row No.-Pin No.: 2*XX-2*02P~2*06P
- ⑥ Plug the Pin & Special No.: H-High conductive Brass
- ⑦ Material: LP -LCP 94V-0
- ⑧ Plating Category: SW-Matte Tin Plating
- ⑨ Color: Bk-Black
- ⑩ Packing Form: T-Tray



5700WV-2*XXH-LPSWBKT	LCP UL 94V-0	High conductive Brass	Matte Tin	5700H
PART NO	Material	Material(Pin)	Finish(Pin)	Mates With ADZL Housing

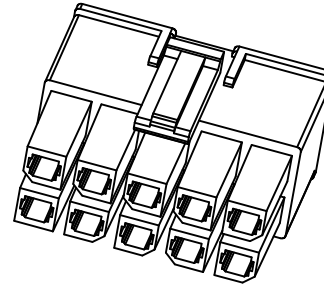
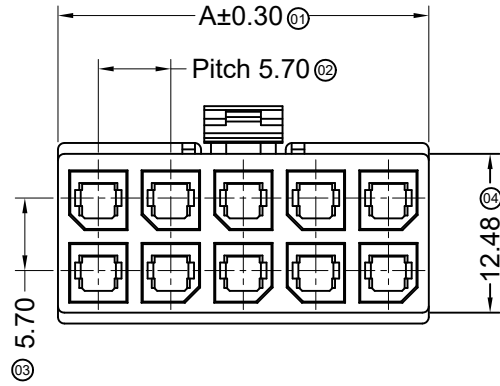
DATE	OLD REV	NEW REV	ECN	DESCRIPTION	CHECK	APPROVAL

GENERAL TOLERANCE	
.X	±0.30
.XX	±0.20
.XXX	±0.10
PROJECT	

ADZL 东莞市思量连接器有限公司
DONGGUAN ADZL CONNECTORS CO.,LTD.

APPROVAL	CHECK	DRAWN	DATA
Ken	Zhao Hong	Allen	2017/02/25

PART NO.			
5700WV-2*XXH-LPSWBKT			
TITLE			
5.70 mm Crimp Style Connectors			
UNIT	SCALE	NUMBER	REV
MM	1:1		

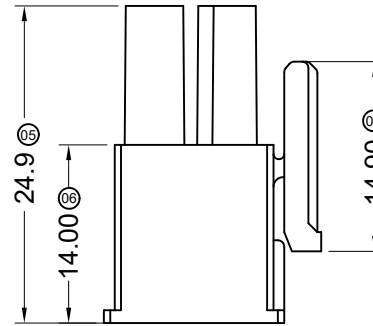
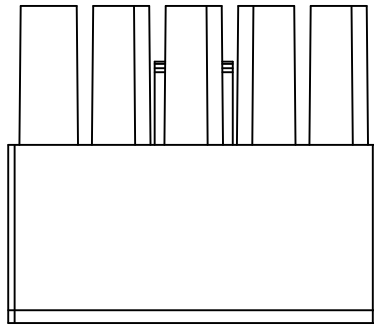


Specifications :

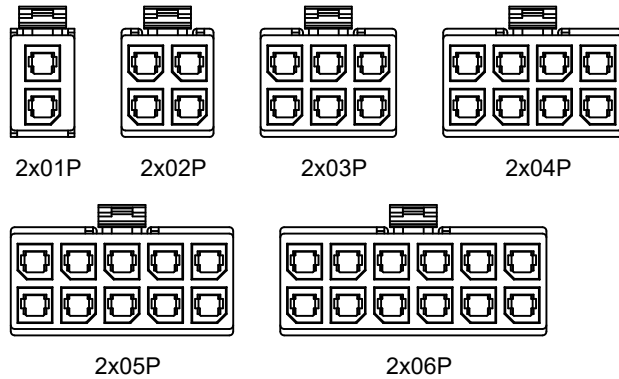
- Voltage rating: 600V AC / DC
- Current rating: 23A AC / DC
- Withstanding voltage: 2200V AC/minute
- Temperature range: -40°C~+105°C
- Insulation resistance: ≥1000MΩ
- Contact resistance: ≤2mΩ
- After environmental testing: ≤10mΩ

5700 H X-2*XX X-N0 BK
 ① ② ③ ④ ⑤ ⑥ ⑦

- ① Series No.
- ② Category: H-HSG
- ③ Welding Board Angle:
- ④ Row No.-Pin No.: 2*XX-2*01P~2*06P
- ⑤ Plug the Pin & special No.:
- ⑥ Material: N0-PA66 94V-0
- ⑦ Color: Bk-Black



Poles	Dimensions (mm)
	A
2*01	8.35
2*02	12.05
2*03	17.75
2*04	23.45
2*05	29.15
2*06	34.85



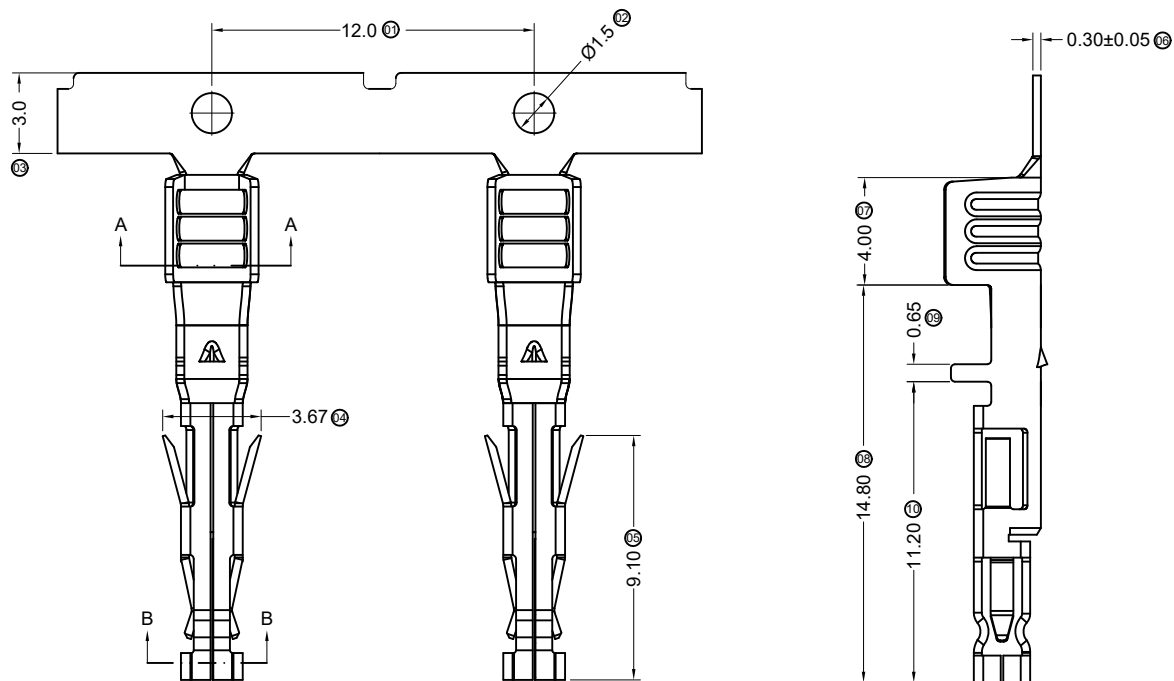
5700HX-2*XX-N0BK	Nylon 66 94V-0	5700T	5700WR&5700WV
PART NO	Material	Suitable ADZL Terminal	Mates With ADZL Wafer

DATE	OLD REV	NEW REV	ECN	DESCRIPTION	CHECK	APPROVAL	PROJECT	

GENERAL TOLERANCE	
.X	±0.30
.XX	±0.20
.XXX	±0.10
PROJECT	

东莞市思量连接器有限公司 DONGGUAN ADZL CONNECTORS CO.,LTD.			
APPROVAL	CHECK	DRAWN	DATA
Ken	Zhao Hong	Allen	2017/09/08

PART NO.			
5700HX-2*XX-N0BK			
TITLE			
5.70 mm Crimp Style Connectors			
UNIT	SCALE	NUMBER	REV
MM	1:1		



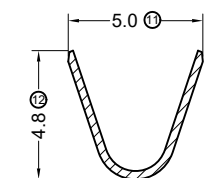
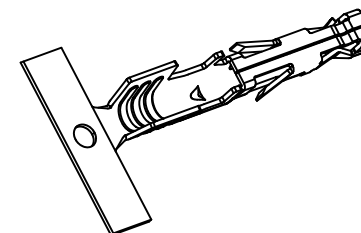
Specifications :

- Voltage rating: 600V AC / DC
- Current rating: Table
- Withstanding voltage: 2200V AC/minute
- Temperature range: -40°C~+105°C
- Insulation resistance: ≥1000MΩ
- Contact resistance: ≤5mΩ
- After environmental testing: ≤10mΩ

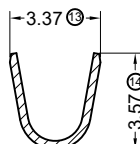
5700 T X-H XX X -XX

① ② ③ ④ ⑤ ⑥ ⑦

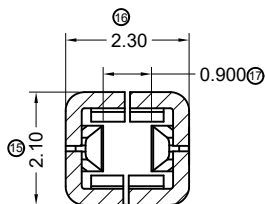
- ① Series Number
- ② Category: T-terminal
- ③ Shape:
- ④ Material: H-High conductive Brass
- ⑤ Plating style:
G30- Contact point gold 30u"
G15- Contact point gold 15u"
SN-Bright tin plating
- ⑥ Plating method: Blank-Stamping before plating
- ⑦ Mold No./Mark/Special No.
L- Low foot (applicable to 14#/16 #)
H-Height (applicable to 12 #)



SECTION A-A
SCALE 1:1
CONDUCTOR CRIMP 12 AWG



SECTION A-A
SCALE 1:1
CONDUCTOR CRIMP 14/16 AWG



SECTION B-B
SCALE 2:1

AWG & Metric wire size	Current rating			
	Ckt. Size 2	4	6	8~12
12 AWG, 4.0mm ²	21 A	18 A	16 A	14 A
14 AWG, 2.5mm ²	19 A	15 A	13 A	11 A
16 AWG, 1.5mm ²	15 A	13 A	11 A	10 A

5700T-HG30-X	High conductive Brass	AWG#12-16	1.85mm(Max)	Stamping Before Plating: 20u" Min. Ni; Contact Area Gold 30u" Min.	5700H
5700T-HG15-X				Stamping Before Plating: 20u" Min. Ni; Contact Area Gold 15u" Min.	
5700T-HSN-X				Stamping Before Plating: 50u" MIN. Ni; 100u" MIN. Sn	
PART NO	Material	Wire Range	Insulation O.D.	Finish	Used In ADZL Housing

DATE	OLD REV	NEW REV	ECN	DESCRIPTION	CHECK	APPROVAL	PROJECT

GENERAL TOLERANCE
 .X ±0.30
 .XX ±0.20
 .XXX ±0.10

ADZL 东莞市思量连接器有限公司
 DONGGUAN ADZL CONNECTORS CO.,LTD.

APPROVAL: Ken
 CHECK: Zhao Hong
 DRAWN: Allen
 DATA: 2017/09/08

PART NO. 5700T-HXX-X
 TITLE 5.70mm Crimp Style Connectors
 UNIT MM SCALE 1:1 NUMBER REV