

RoHS

WWW.ADZLCONN.COM

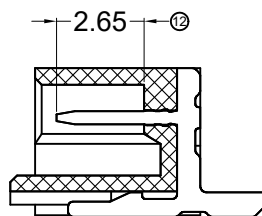
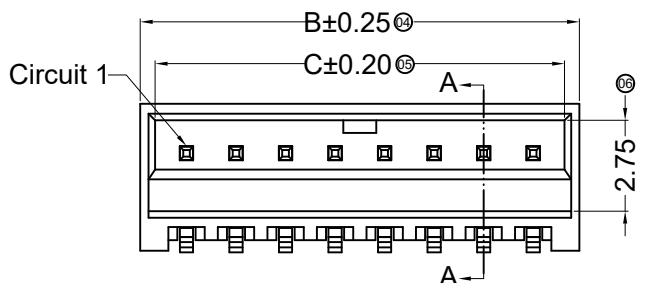
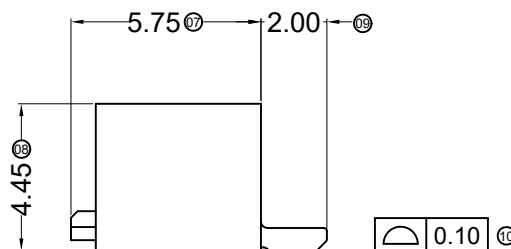
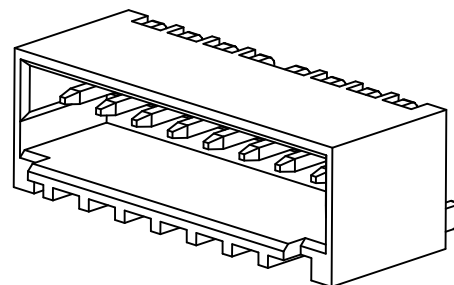
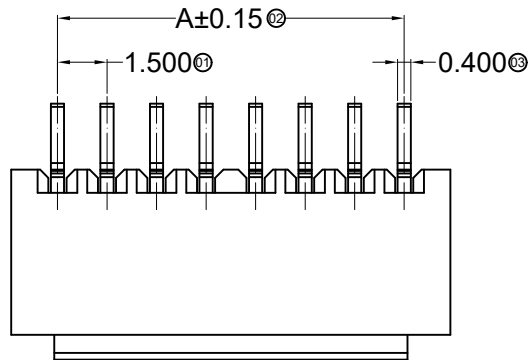
TEL:0769-82285488

■ Specifications :

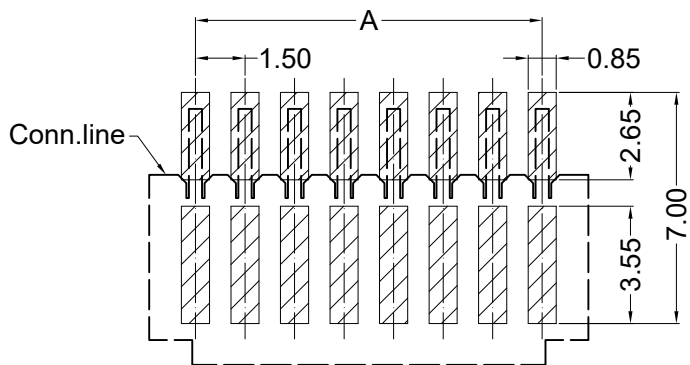
- Voltage rating: 350V AC / DC
- Current rating: 3A AC / DC
- Withstanding voltage: 500V AC/minute
- Temperature range: -25°C~+85°C
- Insulation resistance: ≥1000MΩ
- Contact resistance: ≤20mΩ
- After environmental testing: ≤40mΩ

1511 W R S-XX HF-LP SW XX  
 ① ② ③ ④ ⑤ ⑥ ⑦ ⑧ ⑨

- ① Series No.
- ② Category: W-wafer
- ③ Welding Board Angle: R- Right Angle 90°
- ④ Welding Way: S-SMT
- ⑤ Row No.-Pin No.: XX-02P~15P
- ⑥ Plug the Pin & Special No.: HF-Halogen Free
- ⑦ Material: LP -LCP 94V-0
- ⑧ Planting Category: SW- Matte Tin Plating  
V01-Plating Gold flash
- ⑨ Color: Blank-Natural Color RE-Red  
GE-Green BL-Blue BK-Black



SECTION A-A  
SCALE 1:1



Recommended P.C.B Layout  
General Tolerance±0.05

Poles	Dimensions (mm)			Poles	Dimensions (mm)		
	A	B	C		A	B	C
02	1.50	4.30	3.40	09	12.00	14.80	13.90
03	3.00	5.80	4.90	10	13.50	16.30	15.40
04	4.50	7.30	6.40	11	15.00	17.80	16.90
05	6.00	8.80	7.90	12	16.50	19.30	18.40
06	7.50	10.30	9.40	13	18.00	20.80	19.90
07	9.00	11.80	10.90	14	19.50	22.30	21.40
08	10.50	13.30	12.40	15	21.00	23.80	22.90

PART NO	Material	Color	Material(Pin)	Finish(Pin)	Mates With ADZL Housing
1511WRS-XXHF-LPV01BK	LCP UL 94V-0 Halogen Free	Black	Brass	Plating Gold flash	1511H
1511WRS-XXHF-LPSWRE	LCP UL 94V-0 Halogen Free	Red		Matte Tin Plating	
1511WRS-XXHF-LPSWGE	LCP UL 94V-0 Halogen Free	Green		Matte Tin Plating	
1511WRS-XXHF-LPSWBL	LCP UL 94V-0 Halogen Free	Blue		Matte Tin Plating	
1511WRS-XXHF-LPSW	LCP UL 94V-0 Halogen Free	Natural Color		Matte Tin Plating	
1511WRS-XXHF-LPSWBK	LCP UL 94V-0 Halogen Free	Black	Matte Tin Plating	Matte Tin Plating	1511H

DATE	OLD REV	NEW REV	ECN	DESCRIPTION	CHECK	APPROVAL

GENERAL TOLERANCE	
.X	±0.30
.XX	±0.20
.XXX	±0.10

**ADZL** 东莞市思量连接器有限公司  
DONGGUAN ADZL CONNECTORS CO.,LTD.

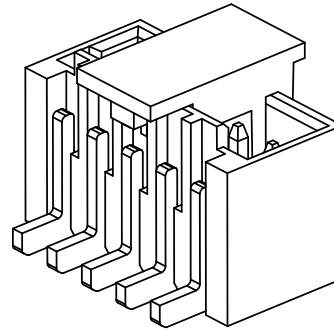
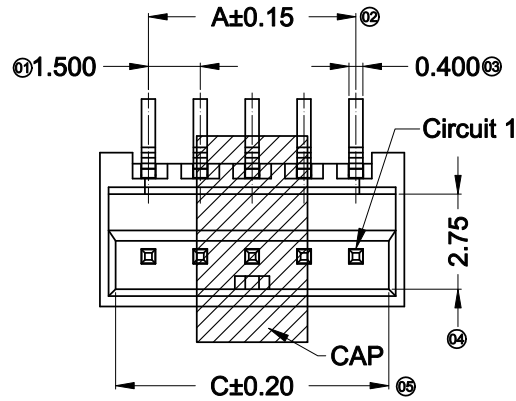
APPROVAL	CHECK	DRAWN	DATA
Ken	Zhao Hong	Allen	2017/05/30

PART NO.			
1511WRS-XXHF-LPSWXX			
TITLE			
1.50mm Crimp Style Connectors			
UNIT	SCALE	NUMBER	REV
MM	1:1		

RoHS

WWW.ADZLCONN.COM

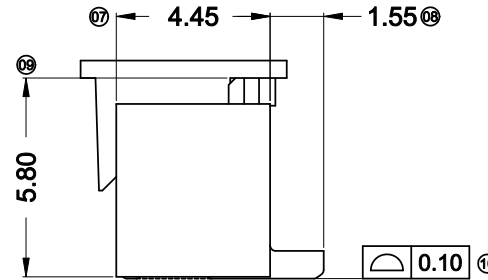
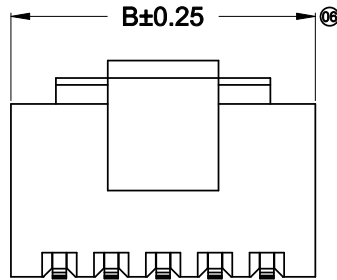
TEL:0769-82285488



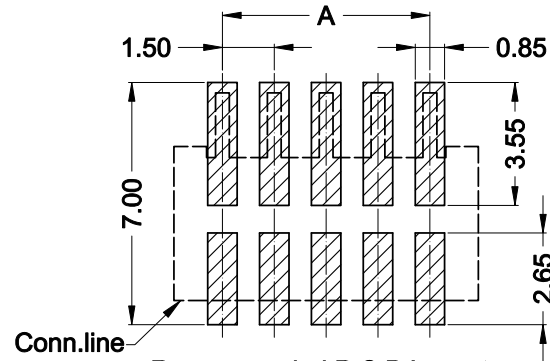
■ Specifications :

- Voltage rating: 350V AC / DC
- Current rating: 3A AC / DC
- Withstanding voltage: 500V AC/minute
- Temperature range: -25°C~+85°C
- Insulation resistance: ≥1000MΩ
- Contact resistance: ≤20mΩ
- After environmental testing: ≤40mΩ

1511 W V S-XX HF-LP SW XX  
 ① ② ③ ④ ⑤ ⑥ ⑦ ⑧ ⑨



- ① Series No.
- ② Category: W-wafer
- ③ Welding Board Angle: V- Straight 180°
- ④ Welding Way: S-SMT
- ⑤ Row No.-Pin No.: XX-02P~15P
- ⑥ Plug the Pin & Special No.: HF-Halogen Free
- ⑦ Material: LP -LCP 94V-0
- ⑧ Planting Category: SW- Matte Tin Plating  
V01-Plating Gold flash
- ⑨ Color: Blank-Natural Color BK-Black



Recommended P.C.B Layout  
 General Tolerance±0.05

Poles	Dimensions (mm)			Poles	Dimensions (mm)		
	A	B	C		A	B	C
02	1.50	4.30	3.40	09	12.00	14.80	13.90
03	3.00	5.80	4.90	10	13.50	16.30	15.40
04	4.50	7.30	6.40	11	15.00	17.80	16.90
05	6.00	8.80	7.90	12	16.50	19.30	18.40
06	7.50	10.30	9.40	13	18.00	20.80	19.90
07	9.00	11.80	10.90	14	19.50	22.30	21.40
08	10.50	13.30	12.40	15	21.00	23.80	22.90

1511WVS-XXHF-LPV01BK	LCP UL 94V-0 Halogen Free	Black	Brass	Plating Gold flash	1511H
1511WVS-XXHF-LPSW	LCP UL 94V-0 Halogen Free	Natural Color		Matte Tin Plating	
1511WVS-XX-LPSW	LCP UL 94V-0				
PART NO	Material	Color	Material(Pin)	Finish(Pin)	Mates With ADZL Housing

GENERAL TOLERANCE  
 .X ±0.30  
 .XX ±0.20  
 .XXX ±0.10

ADZL 东莞市思量连接器有限公司  
 DONGGUAN ADZL CONNECTORS CO.,LTD.

PART NO. 1511WVS-XXHF-LPXXXX

TITLE 1.50mm Crimp Style Connectors

APPROVAL	CHECK	DRAWN	DATA
Ken	Zhao Hong	Allen	2017/05/30

UNIT	SCALE	NUMBER	REV
MM	1:1		

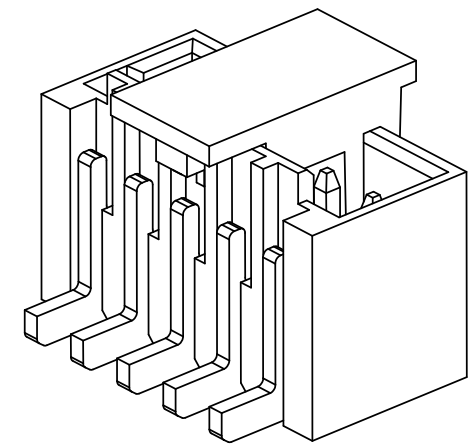
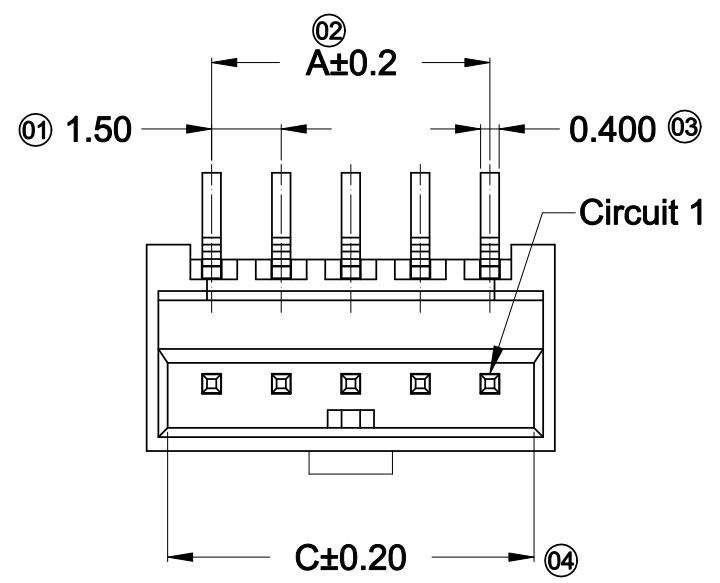
DATE	OLD REV	NEW REV	ECN	DESCRIPTION	CHECK	APPROVAL	PROJECT

1 2 3 4 5 6 7 8

RoHS

WWW.ADZLCONN.COM

TEL:0769-82285488



Specifications :

- Voltage rating: 350V AC / DC
- Current rating: 3A AC / DC
- Withstanding voltage: 500V AC/minute
- Temperature range: -25°C~+85°C
- Insulation resistance: ≥1000MΩ
- Contact resistance: ≤20mΩ
- After environmental testing: ≤40mΩ
- Mates With ADZL Housing :1511H-XXA

F

E

D

C

B

A

F

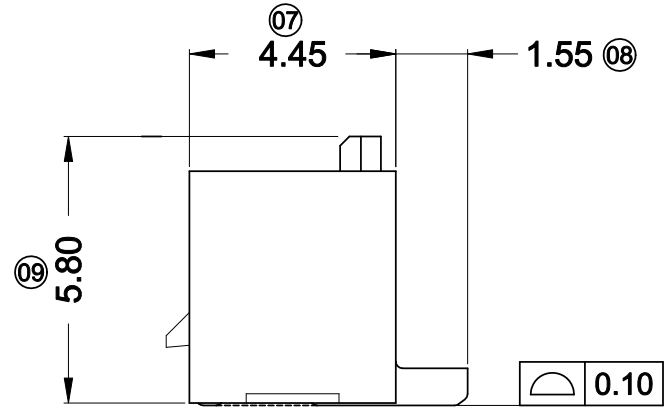
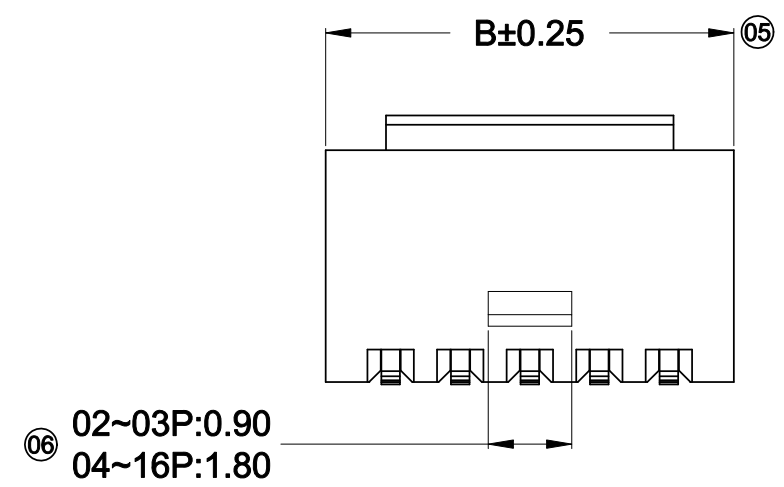
E

D

C

B

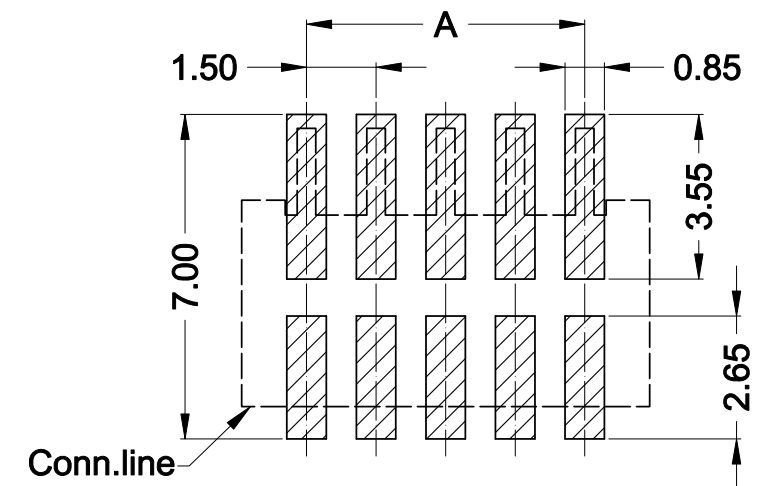
A



1511 W V S-XX A HF-LP XX XX

① ② ③ ④ ⑤ ⑥ ⑦ ⑧ ⑨ ⑩

- ① Series No.
- ② Category: W-wafer
- ③ Welding Board Angle: V- Straight 180°
- ④ Welding Way: S-SMT
- ⑤ Row No.-Pin No.: XX-02P~15P
- ⑥ Shape: A-With lock buckle
- ⑦ Plug the Pin & Special No.: HF-Halogen Free
- ⑧ Material: LP -LCP 94V-0
- ⑨ Planting Category: SW- Matte Tin Plating  
V01-Plating Gold flash
- ⑩ Color: Blank-Natural Color BK-Black



Recommended P.C.B Layout  
General Tolerance±0.05

Poles	Dimensions (mm)			Poles	Dimensions (mm)		
	A	B	C		A	B	C
02	1.50	4.70	3.40	09	12.00	15.20	13.90
03	3.00	6.20	4.90	10	13.50	16.70	15.40
04	4.50	7.70	6.40	11	15.00	18.20	16.90
05	6.00	9.20	7.90	12	16.50	19.70	18.40
06	7.50	10.70	9.40	13	18.00	21.20	19.90
07	9.00	12.20	10.90	14	19.50	22.70	21.40
08	10.50	13.70	12.40	15	21.00	24.20	22.90

DATE	OLD REV	NEW REV	ECN	DESCRIPTION	CHECK	APPROVAL

GENERAL TOLERANCE  
.X ±0.30  
.XX ±0.20  
.XXX ±0.10

PROJECT  
Ken Zhao Hong Allen 2024/05/28

APPROVAL: Ken, CHECK: Zhao Hong, DRAWN: Allen, DATA: 2024/05/28

ADZL 东莞市思量连接器有限公司  
DONGGUAN ADZL CONNECTORS CO.,LTD.

PART NO. 1511WVS-XXAHF-LPXXXX

TITLE 1.50mm Crimp Style Connectors

UNIT	SCALE	NUMBER	REV
MM	1:1		

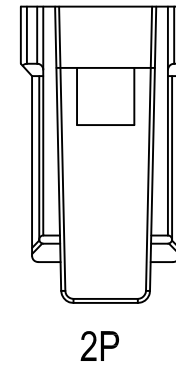
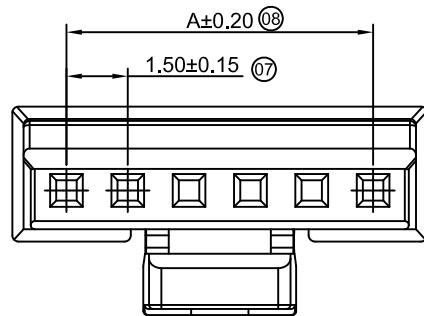
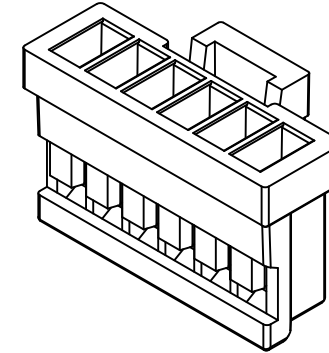
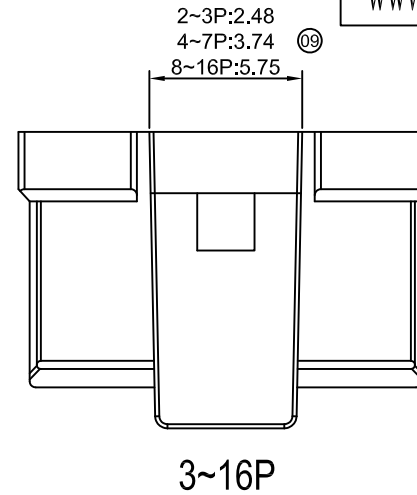
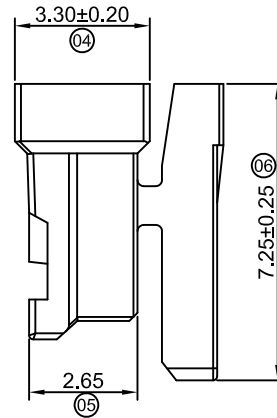
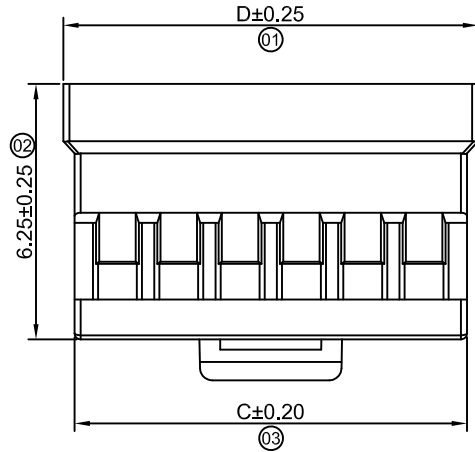
1 2 3 4 5 6 7 8



RoHS

WWW.ADZLCONN.COM

TEL:0769-82285488



■ Specifications :

- Voltage rating: 350V AC / DC
- Current rating: 3A AC / DC
- Withstanding voltage: 500V AC/minute
- Temperature range: -25°C~+85°C
- Insulation resistance: ≥1000MΩ
- Contact resistance: ≤20mΩ
- After environmental testing: ≤40mΩ

1511 H X-XX A-N0 XX XX  
 ① ② ③ ④ ⑤ ⑥ ⑦ ⑧

- ① Series No.
- ② Category: H-HSG
- ③ Welding Board Angle: Blank-ordinary
- ④ Row No.-Pin No.: XX-02P~16P
- ⑤ Plug the Pin & special No.: A-Ultra-thin hook
- ⑥ Material: N0-PA66 94V-0
- ⑦ HF-Halogen Free
- ⑧ Color:Blank-White Color BK- Black

Circuits Part No	Dimensions			Circuits Part No	Dimensions		
	A	C	D		A	C	D
02P	--	3.60	4.10	10P	13.50	15.60	16.10
03P	3.00	5.10	5.60	11P	15.00	17.10	17.60
04P	4.50	6.60	7.10	12P	16.50	18.60	19.10
05P	6.00	8.10	8.60	13P	18.00	20.10	20.60
06P	7.50	9.60	10.10	14P	19.50	21.60	22.10
07P	9.00	11.10	11.60	15P	21.00	23.10	23.60
08P	10.50	12.60	13.10	16P	22.50	24.60	25.10
09P	12.00	14.10	14.60				

1511H-XXA-N0XX	PA66 UL 94V-0	White Color	1511T	1511W-A
PART NO	Material	Color	Suitable ADZL Terminal	Mates With ADZL Wafer

GENERAL TOLERANCE  
 .X ±0.30  
 .XX ±0.20  
 .XXX ±0.10

ADZL 东莞市思量连接器有限公司  
 DONGGUAN ADZL CONNECTORS CO.,LTD.

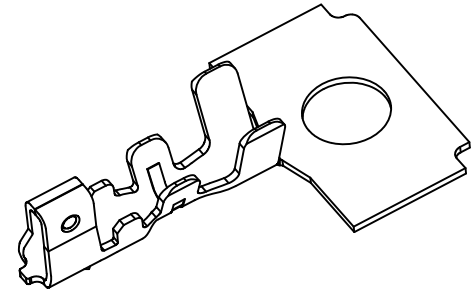
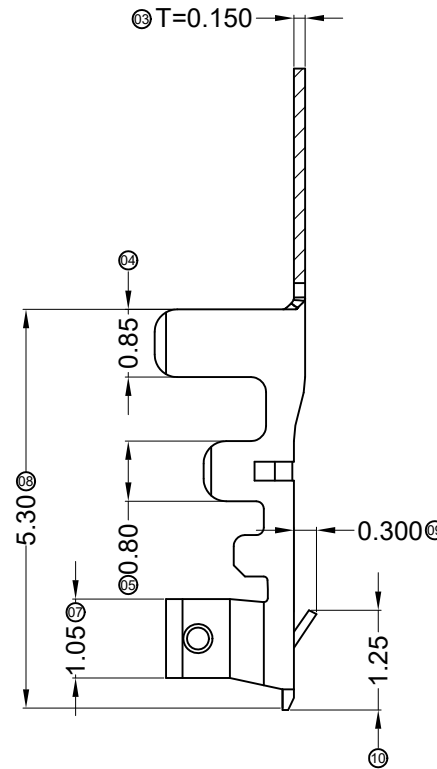
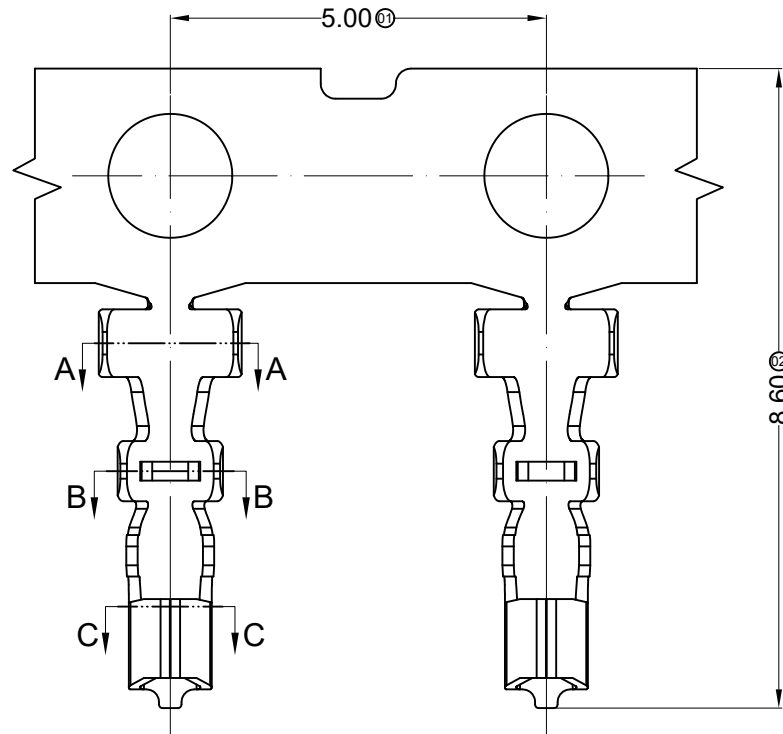
PART NO. 1511H-XXA-N0XXXX  
 TITLE 1.50mm Crimp Style Connectors

PROJECT

APPROVAL	CHECK	DRAWN	DATA
Ken	Zhao Hong	Allen	2024/04/12

UNIT	SCALE	NUMBER	REV
MM	1:1	8	

DATE	OLD REV	NEW REV	ECN	DESCRIPTION	CHECK	APPROVAL



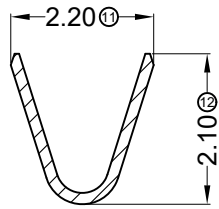
■ Specifications :

- Voltage rating: 350V AC / DC
- Current rating: 3A AC / DC
- Withstanding voltage: 500V AC/minute
- Temperature range: -55°C~+105°C
- Insulation resistance: ≥1000MΩ
- Contact resistance: ≤20mΩ
- After environmental testing: ≤40mΩ

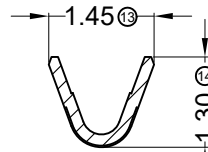
1511 T X-P XX X - 01

① ② ③ ④ ⑤ ⑥ ⑦

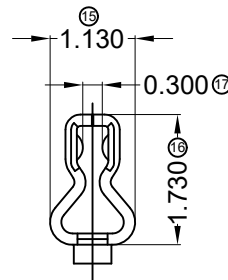
- ① Series Number
- ② Category: T-terminal
- ③ Shape: Blank-ordinary
- ④ Material: P-Phosphor bronze
- ⑤ Plating style: SN-Bright tin plating
- ⑥ Plating method: Blank-Stamping before plating  
B-Plating before stamping
- ⑦ Mold No./Mark/Special No.



SECTION: A-A  
SCALE: 1:1



SECTION: B-B  
SCALE: 1:1



SECTION: C-C  
SCALE: 1:1

1511T-PV01-01	Phosphor Bronze	24-28AWG	1.10mm(Max)	Stamping Before plating:30u" MIN. Ni; Whole Gold .Gold Flash	1511H
1511T-PSN-01				Stamping Before plating:30u" MIN. Ni; 70u"Sn	
PART NO	Material	Wire Range	Insulation O.D.	Finish	Used In ADZL Housing

DATE	OLD REV	NEW REV	ECN	DESCRIPTION	CHECK	APPROVAL

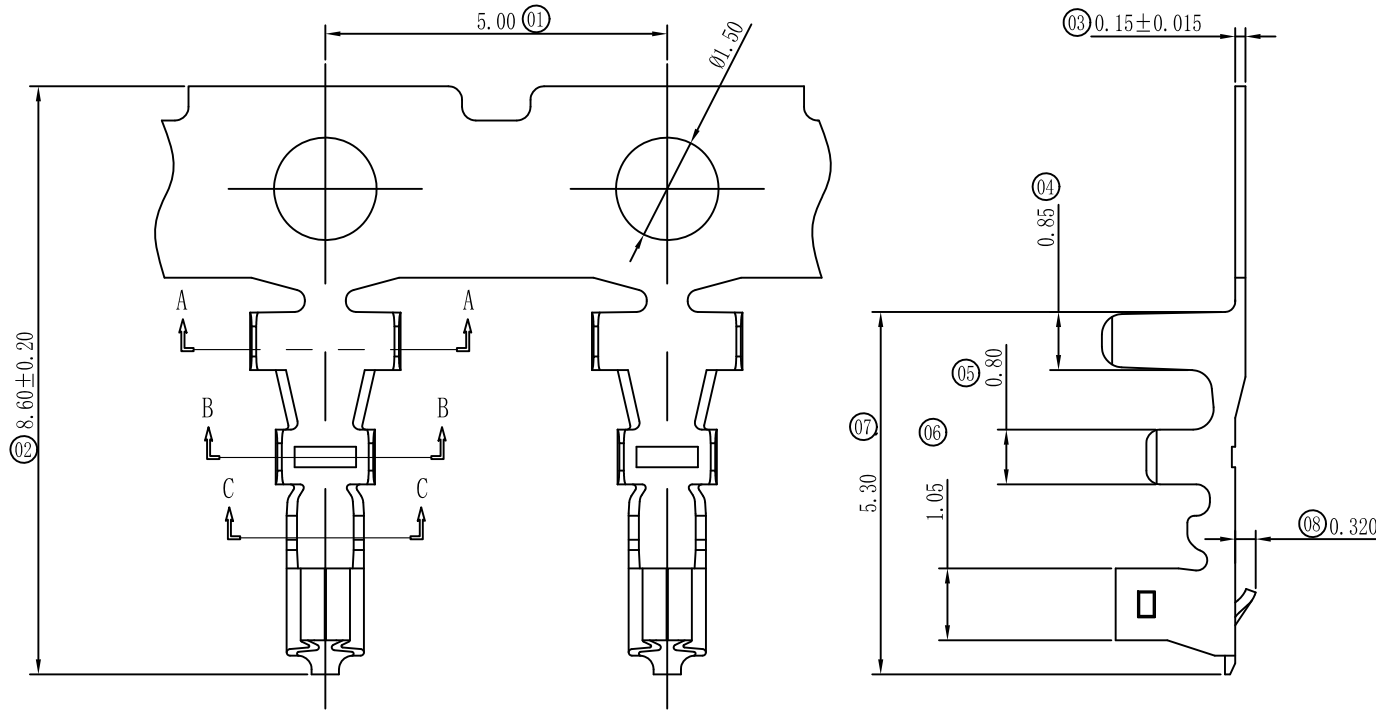
GENERAL TOLERANCE  
.X ±0.30  
.XX ±0.20  
.XXX ±0.10



**ADZL** 东莞市思量连接器有限公司  
DONGGUAN ADZL CONNECTORS CO.,LTD.

APPROVAL	CHECK	DRAWN	DATA
Ken	Zhao Hong	Allen	2020/09/16

PART NO. 1511T-PXX-01			
TITLE 1.50mm Crimp Style Connectors			
UNIT MM	SCALE 1:1	NUMBER	REV

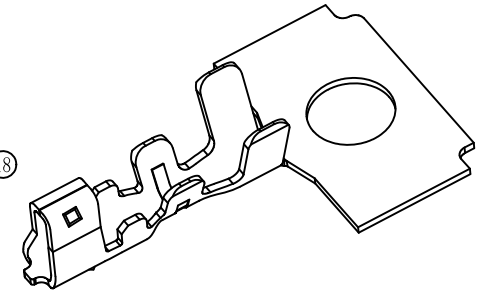
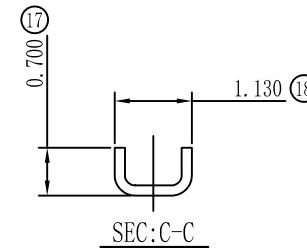
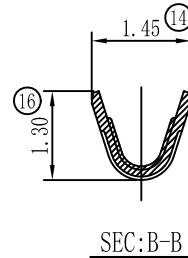
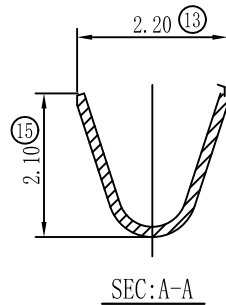
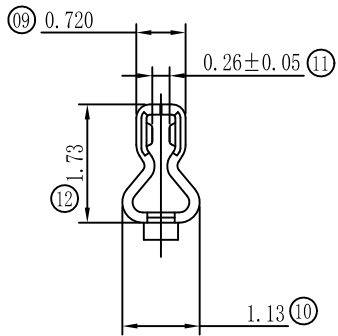


Specifications :

- Voltage rating: 350V AC / DC
- Current rating: 3A AC / DC
- Withstanding voltage: 500V AC/minute
- Temperature range: -55°C~+105°C
- Insulation resistance: ≥1000MΩ
- Contact resistance: ≤20mΩ
- After environmental testing: ≤40mΩ

1511 T X-H XX X - T  
① ② ③ ④ ⑤ ⑥ ⑦

- ① Series Number
- ② Category: T-terminal
- ③ Shape: Blank-ordinary
- ④ Material: H-High conductivity copper
- ⑤ Plating style: SN-Bright tin plating V01-Gold Flash
- ⑥ Plating method: Blank-Stamping before plating  
B-Plating before stamping
- ⑦ Mold No./Mark/Special No. T-contact point widening (接触点加宽)



1511T-HV01-T	Phosphor Bronze	24-28AWG	1.10mm(Max)	Stamping Before plating:30u" MIN. Ni; Whole Gold .Gold Flash	1511H
1511T-HSN-T				Stamping Before plating:30u" MIN. Ni; 70u"Sn	
PART NO	Material	Wire Range	Insulation O.D.	Finish	Used In ADZL Housing

DATE	OLD REV	NEW REV	ECN	DESCRIPTION	CHECK	APPROVAL

GENERAL TOLERANCE	
.X	±0.30
.XX	±0.20
.XXX	±0.10
PROJECT	

东莞市思量连接器有限公司 DONGGUAN ADZL CONNECTORS CO.,LTD.			
APPROVAL	CHECK	DRAWN	DATA
Ken	Zhao Hong	Allen	2024/04/15

PART NO. 1511T-HXXX-T			
TITLE 1.50mm Crimp Style Connectors			
UNIT MM	SCALE 1 : 1	NUMBER	REV