



Product Specification [产品规格书]:	ISSUED BY: Engineering Dept	
Subject [主题]: 2.50mm Pitch 9025 Series Connector Specification	Date Issued	2018/06/11
	Date Revised	2018/06/15

This specification is referred to the 2.50mm series board in connector

索引【INDEX】

1. 适用范围 【Scope】
2. 规格与料号 【Spec and Part number】
3. 材质与表面处理 【Disposal of Material and surface】
4. 额定等级 【Ratings and applicable wires】
5. 性能 【 Performance 】
 - 5-1. 电气的性能 【Electrical Performance.】
 - 5-2. 机械的性能 【Mechanical Performance】
 - 5-3. 环境性能及其它 【Environmental Performance and Others】




Product Specification [产品规格书]:	ISSUED BY: Engineering Dept	
Subject [主题]: 2.50mm Pitch 9025 Series Connector Specification	Date Issued	2018/06/11
	Date Revised	2018/06/15

【1.适用范围 Scope】

此种规格包括 2.50mm Pitch 9025 Series 连接器规格说明。

This Specification Covers the 2.50mm Pitch 9025 Series Connector Specification.

【2.规格与料号 Spec and Part number】

规格内容 Specification	产品料号 Production No.	产品图示 Picture of Product
端子/Terminal	9025TV-XSN-XX 9025TR-XSN-XX	
胶壳/Housing	9025HV-XX-N0XX 9025HR-XX-N0XX	

【3.材质与表面处理 Disposal of Material and surface】

规格内容 Specification	材质 Materials	表面处理 Disposal of Surface
端子/Terminal	磷铜/Phosphor Bronze 黄铜/Brass	Tin Plated: Over 70μ" .Nickel: Over 30μ" .
胶壳/Housing	PA66	UL 94V-0

(上述参数请以工程图为准/Please Refer to the Project drawing for the above Specification)

【4. 额定等级 Ratings and applicable wires】

项目【Item】	规格【Standard】	
额定电压 Rated Voltage (Max.)	250V	[AC/DC]
额定电流 Rated Current (Max.)	3A	
使用温度范围 Ambient temperature Range	-40℃~+105℃	
适用线径 Applicable wire insulation O.D	AWG 24#~22# Insulation O.D. 1.60mm(Max.)	

【 *升温时含端子.Including terminal temperature rise. 】



Product Specification [产品规格书]:	ISSUED BY: Engineering Dept	
Subject [主题]: 2.50mm Pitch 9025 Series Connector Specification	Date Issued	2018/06/11
	Date Revised	2018/06/15

【5.性能 PERFORMANCE】

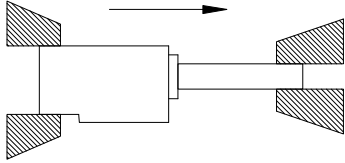
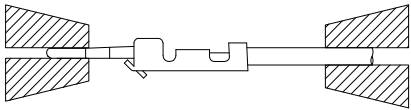
5-1. 电气的性能 Electrical Performance.

项 目 【Item】		条 件 【Test Condition】	规 格 【Requirement】
5-1-1	绝缘阻抗 Insulation Resistance	公母配合,在相邻端子,端子与地片之间,使用100V的直流电,检测连接器. Mate connectors, apply 100V DC between adjacent terminal or ground. (Based upon EIA-364-21B / MIL-STD-202 Method 302 Cond.B)	1000 Megohms Min.
5-1-2	耐电压 Dielectric Strength	公母配合,在相邻端子,端子与地片之间,使用800V的交流电1分钟,检测连接器. Mate connectors, apply 800V AC for 1 minute between adjacent terminal or ground. (Based upon EIA-364-20A / MIL-STD-202 Method 301)	不出现中断等情况 No Breakdown and Flashover
5-1-3	铆线后端子接 触阻抗 Contact resistance on crimped portion	铆线后之端子,开放电压20mV以下,电流10mA检测连接器. Crimp the applicable wire on to the terminal measure by dry circuit 20mV MAX, 10mA.	10 milliohms Max.



Product Specification [产品规格书]:	ISSUED BY: Engineering Dept	
	Date Issued	2018/06/11
Subject [主题]: 2.50mm Pitch 9025 Series Connector Specification	Date Revised	2018/06/15

5-2. 机械的性能 Mechanical Performance.

项 目 【Item】		条 件 【Test Condition】	规 格 【Requirement】			
5-2-1	端子保持力 Terminal/ Housing Retention Force	<p>以每分 25.4±3mm 的速率,将端子从 Housing 内轴向拔出的力量.</p> <p>Apply axial pull out force at the speed rate of 25.4±3mm/minute on the terminal assembled in the housing.</p> 	9.8N {1.0kgf} Min.			
5-2-2	端子插入力 Terminal Insertion Force	<p>铆线后之端子插入 Housing 所需最大力量.</p> <p>Insert the crimped terminal into the housing.</p>	9.8N {1.0kgf} Max.			
5-2-3	端子压着强度 Tensile strength (Crimped connections)	<p>固定铆线后的端子,使电线与端子分离时所需的最小力量.</p> <p>Fix the crimped terminal, apply axial pull out force on the wire. (Do not crimp insulation part).</p> 	AWG#	#22 (0.35 mm ²)	#24 (0.22 mm ²)	#26 (0.13 mm ²)
			Spec. kgf Min.	5.0	3.0	2.0
			Note> As for unspecified wire sizes in this specification define values with clients			



Product Specification [产品规格书]:	ISSUED BY: Engineering Dept	
Subject [主题]: 2.50mm Pitch 9025 Series Connector Specification	Date Issued	2018/06/11
	Date Revised	2018/06/15

5-3. 环境性能及其它 Environmental Performance and Others.

项目 【Item】		条 件 【Test Condition】	规 格 【Requirement】	
5-3-1	耐热性 Heat Resistance	105±2℃,96 hours. (Based upon MIL-STD-202 Method 108A Cond.A)	外观 Appearance	无异状 No Damage
5-3-2	耐寒性 Cold Resistance	-40±5℃,96 hours. (Based upon EIA-364-105)	外观 Appearance	无异状 No Damage
5-3-3	盐水喷雾 Salt Spray	在温度 35±2℃,盐水浓度 5±1%下,盐水喷雾 48±1 小时. 48±1 hours exposure to a salt spray from the 5±1% solution at 35±2℃. (Based upon EIA-364-26A/MIL-STD-202 Method 101D Cond.B).	外观 Appearance	无异状 No Damage
5-3-4	温升测试 Temperature Rise	公母连接器配合后,加载额定电流直到温度上升 到稳定状态,然后再测量温升 (EIA364-70,Method 1) Mating connectors shall be energized at rating current until thermal stability is achieved, and then measured the temperature rise. (EIA364-70,Method 1)	温升测试 Temperature rise	30℃Max.
5-3-5	振动测试 Vibration test	振幅: 1.5mm P-P 时间: 20~200~20 HZ in 3minute 持续时间: 每轴向 3 小时 加速度: 44m/S 2 开放电压: 20mV 以下 开放电流: 10mA 以下 Amplitude: 1.5mm P-P Sweep time: 20~200~20 HZ in 3 minute Duration: 3 hours in each X.Y.Z axials. (Based upon EIA-364-28B/MIL-STD-202 Method 213B Cond.A)	外观 Appearance	无异状 No Damage
			瞬断 Discontinuity	1 micro- secondMax.
			电压降落 Voltage Drop	20mV/AMax



Product Specification [产品规格书]:			ISSUED BY: Engineering Dept	
Subject [主题]: 2.50mm Pitch 9025 Series Connector Specification			Date Issued	2018/06/11
			Date Revised	2018/06/15
5-3-6	焊锡附着性 Solder-ability	焊接时间: 3±0.5 秒. 焊接温度: 245±5℃. Soldering Time: 3±0.5second. Solder Temperature: 245±5℃. (Based upon EIA-364-52)	Solder Wetting	浸渍面积需 95%以上 95% of immersed area must show no voids, pin holes.
5-3-7	耐湿性 Humidity	温度: 40±2℃ 湿度: 90~95%(RH) 持续时间: 96 hours Temperature: 40±2℃ Relative Humidity: 90~95% Duration: 96 hours	外观 Appearance	无异状 No Damage
			耐电压 Dielectric Strength	Must meet 5-1-2
5-3-8	冲击测试 Shock test	在 X.Y.Z 上 6 个方向上,以 981m/s 2(100G 的力量)冲击下 各 3 回. 作用时间: 6ms 981m/s 2{100G}, 3 strokes in each X.Y.Z. axes. Operation time:6ms (Based upon EIA-364-27B/MIL-STD-202 Method 213B Cond. A)	外观 Appearance	无异状 No Damage
			瞬断 Discontinuity	1 micro- secondMax.